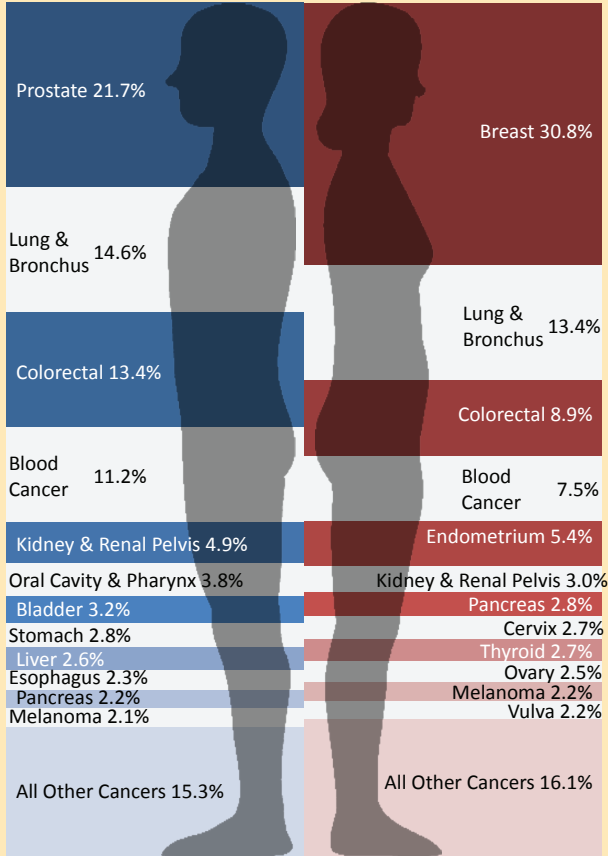




American Indian and Alaska Native Cancer Incidence and Screening Idaho, Oregon, and Washington, 2001-2005

Leading cancer sites by sex, 2001-2005



Selected cancer sites, Northwest AI/AN, 2001-2005

Cancer	n (all cases)	n (invasive only)	Rate* (95% CI)
All Sites	2558	2240	378.4 (361.3, 396.3)
Breast (female)	426	349	101.4 (90.2, 113.8)
Prostate (male)	254	239	94.8 (82.0, 109.7)
Lung & Bronchus	358	316	61.9 (54.7, 69.9)
Colorectal	280	257	47.7 (41.5, 54.6)
Blood Cancers	235	225	37.0 (31.8, 43.0)

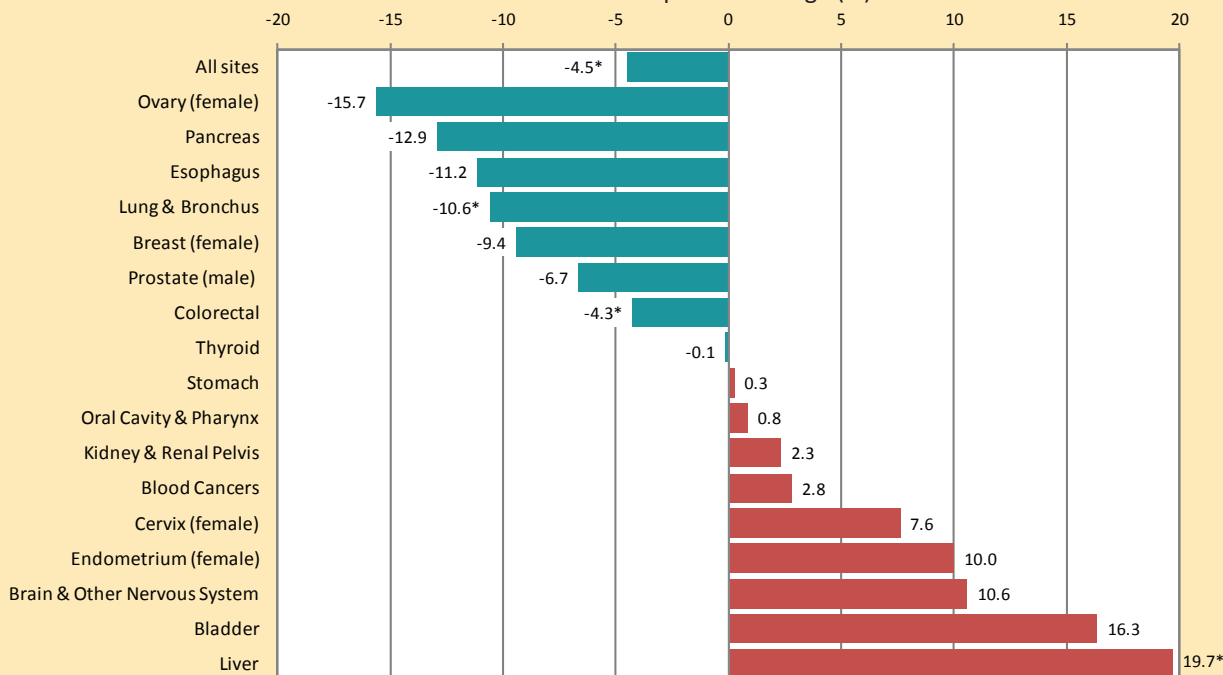
*per 100,000 population, calculated using invasive cases only

Data Notes


- All cancer data are for American Indian or Alaska Native (AI/AN alone or in combination with another race) residents of Idaho, Oregon, or Washington, diagnosed from 2001-2005
- Unless specified, counts (n) and proportions (%) include all reportable cancer sites and stages
- Incidence rates are reported as number of cases per 100,000 population per year, with 95% confidence intervals (CI). In general, if 95% CIs for two rates do not overlap, they are said to be significantly different. All rates are age-adjusted to the 2000 U.S. standard population (19 age groups), and include invasive cases plus in situ urinary bladder.
- Blood cancers include leukemia, Hodgkin lymphoma, non-Hodgkin lymphoma, and multiple myeloma
- Data are from Cancer Data Registry of Idaho, Oregon State Cancer Registry, and Washington State Cancer Registry; compiled by Northwest Tribal Registry Project and Northwest Tribal Cancer Control Project, NPAIHB

5-Year Rate Change, 2001-2005

Annual percent change (%)



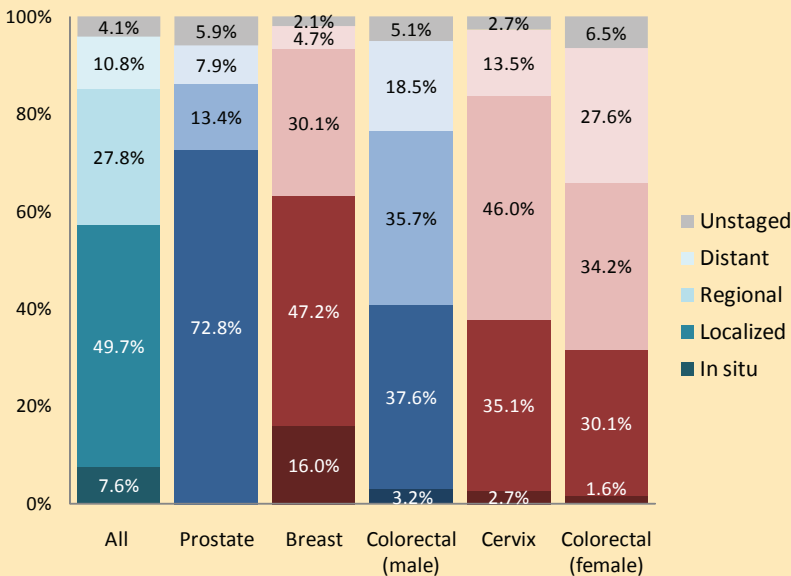
*Rate change is significantly different from zero



Leading cancer sites by age group and sex, 2001-2005								
Rank	0-19		20-39		40-64		65+	
	Male	Female	Male	Female	Male	Female	Male	Female
1	Blood Cancers (42.3%)	Brain (24.1%)	Testis (20.8%)	Breast (18.7%)	Prostate (18.6%)	Breast (41.3%)	Prostate (28.7%)	Breast (22.3%)
2	Brain (15.4%)	Kidney & Renal Pelvis (13.8%)	Blood Cancers (18.1%)	Cervix (13.0%)	Lung & Bronchus (13.7%)	Lung & Bronchus (9.6%)	Lung & Bronchus (17.9%)	Lung & Bronchus (21.2%)
3	-	Blood Cancers (10.3%)	Brain (8.3%)	Thyroid (11.4%)	Colorectal (12.8%)	Colorectal (8.1%)	Colorectal (16.0%)	Colorectal (11.2%)
Age-specific Rate* (95% CI)	13.0 (7.7, 18.4)	14.7 (8.9, 20.5)	41.9 (31.6, 52.2)	74.9 (60.9, 88.9)	378.9 (345.7, 412.1)	404.6 (345.7, 412.1)	2003.2 (1823.1, 2183.4)	1628.3 (1481.4, 1775.2)

*per 100,000 population

Stage at diagnosis, screenable cancers, 2001-2005



Note: In situ and localized may be referred to as 'early stage'; regional and distant are often considered 'late stage'

Racial Misclassification

Cancer estimates for AI/AN may be obscured when AI/AN are incorrectly classified as another race (usually White) in public data sources. Each year the NW Tribal Registry partners with the three northwest state cancer registries to correct AI/AN racial misclassification and improve cancer estimates for Northwest AI/AN. Please contact us if you are interested in additional cancer data for your community.

Cancer screening measures: Portland Area IHS (Idaho, Oregon, & Washington, 2008 reporting year)

56% of women ages 21-64 had a pap smear in the past 3 years	All IHS: 59% 2010 Goal: 90%
40% of women ages 52-64 had a mammogram in the past 2 years	All IHS: 45% 2010 Goal: 70%
35% of patients ages 51-80 had colorectal cancer screening in the past year	All IHS: 29% 2010 Goal: 50%
31% of tobacco users received tobacco cessation counseling in the past year	All IHS: 21% 2010 Goal: not determined

Resources

For more information about statistical terms and interpretation, see www.cancer.gov/statistics/glossary
 For more information on stage at diagnosis definitions, see www.cancer.gov/cancertopics/factsheet/detection/staging
 Cancer Data Registry of Idaho: www.idcancer.org
 Oregon State Cancer Registry: www.oregon.gov/DHS/ph/oscar
 Washington State Cancer Registry: <https://fortress.wa.gov/doh/wscr/>
 Screening information from Indian Health Service

For more information

Northwest Portland Area Indian Health Board
 Northwest Tribal Comprehensive Cancer Program
 Northwest Tribal Epidemiology Center
 Megan Hoopes, MPH
 Northwest Tribal Registry Project Director
 503-416-3261 or mhoopes@npaihb.org