



AMERICAN INDIAN & ALASKA NATIVE

Opioid & Drug Overdose

DATA BRIEF

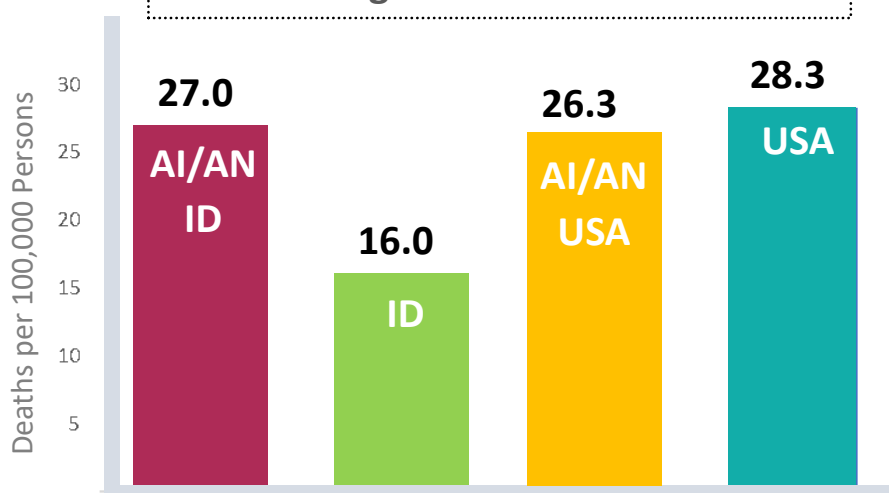
This report summarizes drug overdose mortality data for American Indian & Alaska Native (AI/AN) people in the state of Idaho. Comparisons are made to the Idaho State average, the USA average, and the AI/AN average in the USA.

The death rate from drug overdose among American Indian & Alaska Natives (AI/AN) in the state of Idaho (ID) was **27.0 per 100,000** people in 2020.

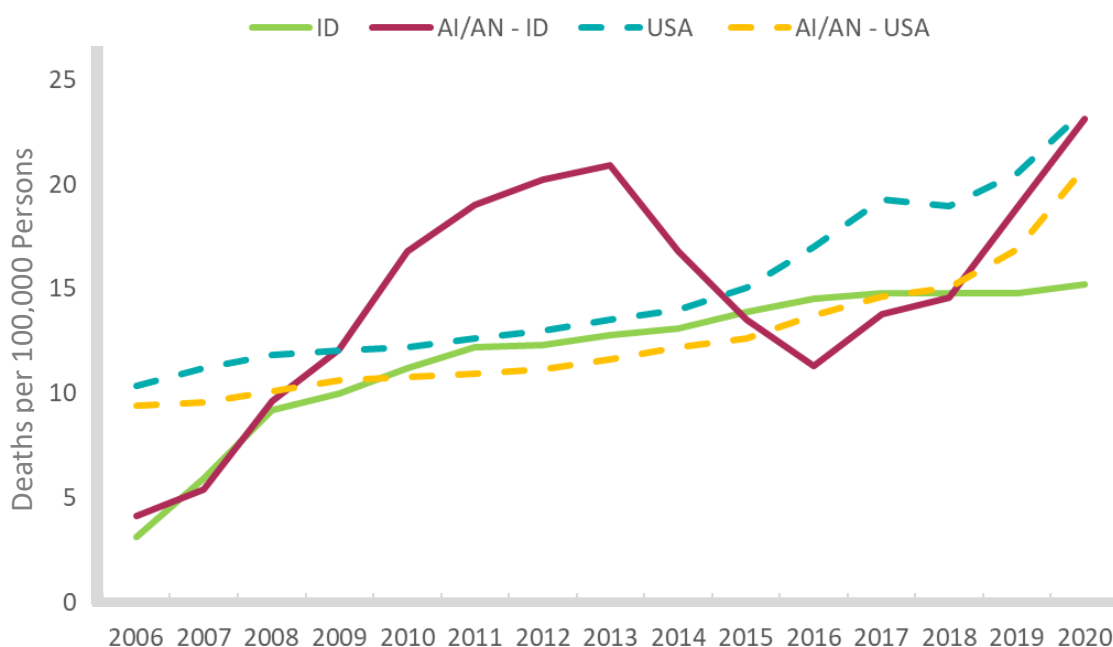
The rate among AI/AN in Idaho is:

- **1.7 times higher** than the Idaho average
- **Nearly equal** to the AI/AN USA average
- **Nearly equal** to the USA average

2020 Drug Overdose Death Rates



Drug Overdose Deaths Over Time*



The overdose death rate among AI/AN in Idaho increased significantly between 2009 to 2013, decreased sharply between 2013 to 2017, and has steadily increased since.

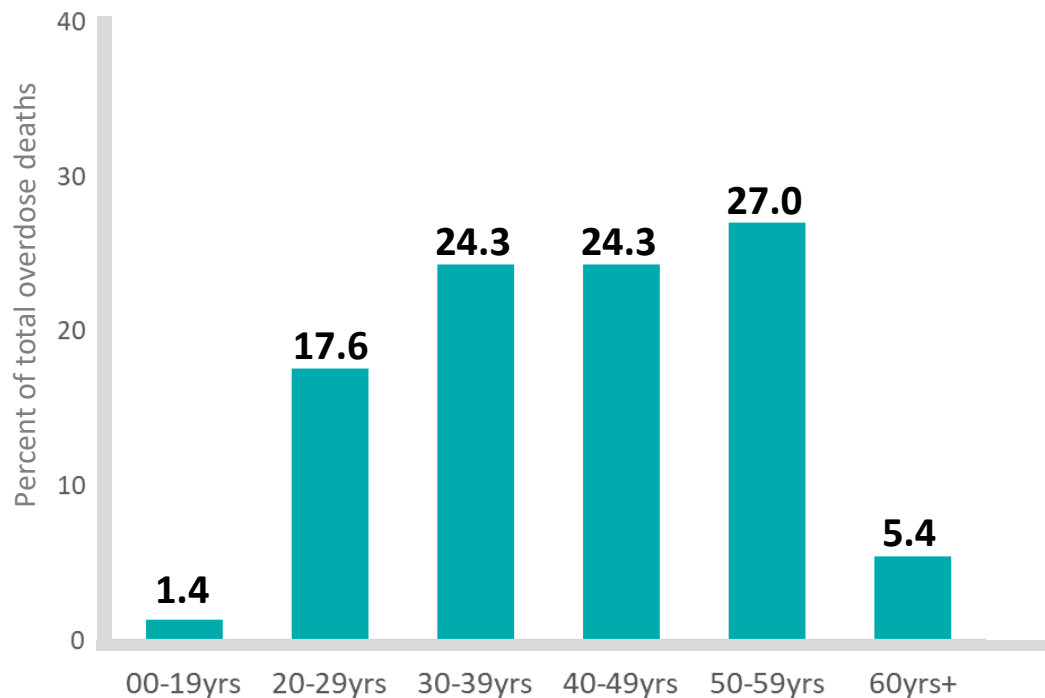
The rate among AI/AN in Idaho has been higher than the state average and **consistent with national trends**.

State and national averages have increased each year since 2006.

*Three-year rolling averages, third year is listed on graph



AI/AN Overdose Deaths by Age Idaho, 2006-2020

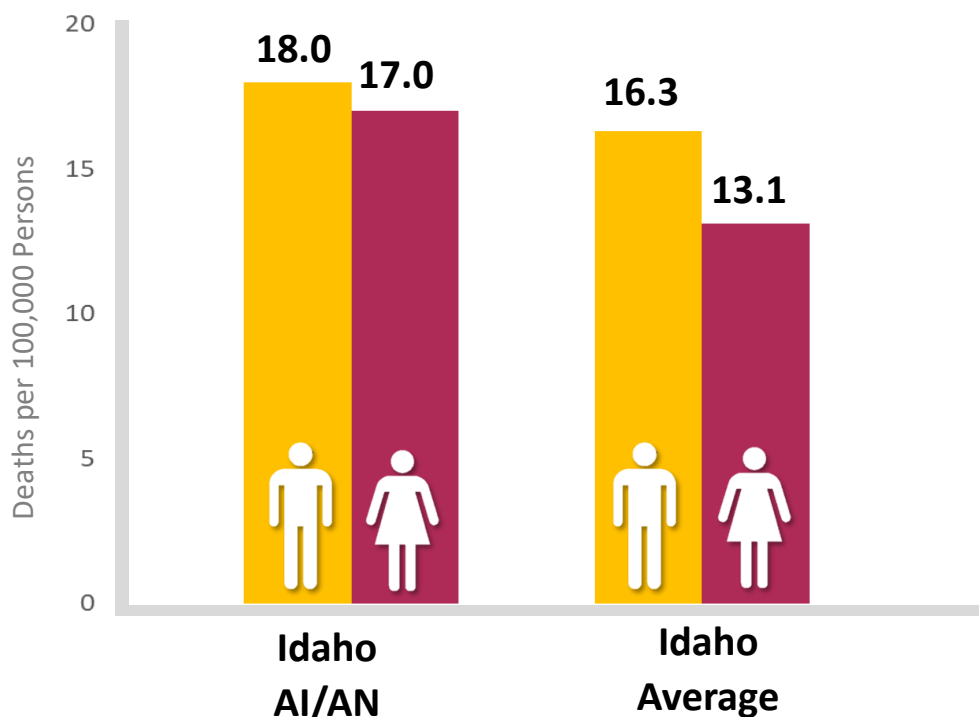


The majority (51.3%) of overdose deaths occurred among Idaho AI/AN **between the ages of 40 and 59.**

Approximately 42% of these overdose deaths occurred **between the ages of 20-39.**

The proportion of state and national overdose deaths that **occurred among young adults** (20-39 years old) was very similar to Idaho AI/AN overdose deaths in those age categories.

Drug Overdose Deaths by Sex Idaho, 2013-2020



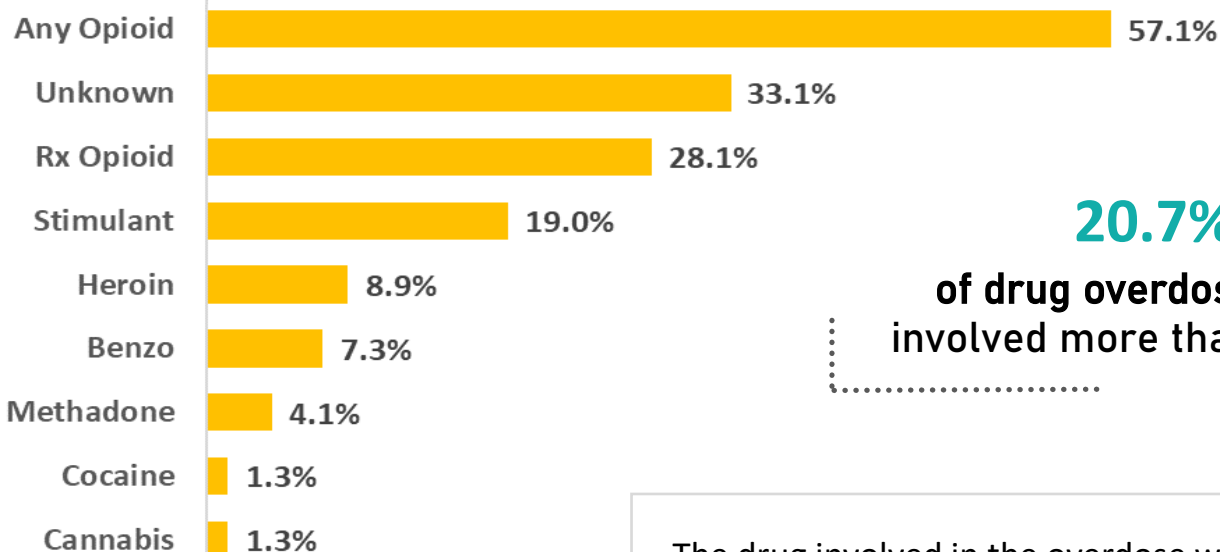
The death rate from drug overdose in Idaho is **slightly higher** among male AI/AN than female AI/AN.

This is **similar to what is seen nationally and statewide**, where the death rate from overdose is higher among men than women.



Drugs Involved in Overdose Deaths*

Idaho, 2013-2020



20.7%

of drug overdose deaths
involved more than one drug

Unknown

The drug involved in the overdose was not known or no specific drug was listed on the death certificate.

Prescription Opioids

Prescription opioids are typically prescribed for pain relief. Examples include:

- ◇ Morphine
- ◇ Codeine
- ◇ Oxycodone (OxyContin, Percocet)
- ◇ Hydrocodone (Vicodin)
- ◇ Hydromorphone (Dilaudid)
- ◇ Oxymorphone (Opana)

Benzodiazepines

Benzodiazepines are typically prescribed for anxiety, insomnia, and seizures. Examples include:

- ◇ Alprazolam (Xanax)
- ◇ Clonazepam (Klonopin)
- ◇ Diazepam (Valium)
- ◇ Lorazepam (Ativan)
- ◇ Midazolam (Versed)

Stimulants

Stimulants are typically prescribed for attention-deficit hyperactivity disorder (ADHD) or narcolepsy. Some stimulants are illegal. Examples include:

- ◇ Methamphetamine
- ◇ MDMA (Ecstasy, Molly)
- ◇ Amphetamines (Adderall, Dexidrine)
- ◇ Methylphenidates (Ritalin, Concerta)
- ◇ Ephedrine (Found in some cold medicines)

The individual **may or may not have had a valid prescription** for the drug. It could have been obtained illegally.

*More than one drug may be involved in an overdose, therefore categories do not total to 100%.



Northwest Tribal Opioid and Overdose Resources

INDIAN COUNTRY ECHO Substance Use Disorders (SUD)

This program increases access to treatment and recovery services for persons with SUD in tribal communities by training providers on best practices and evidence-based treatments, including DATA Waiver certification, telehealth sessions, and more. Contact David Stephens at dstephens@npaihb.org for more information.

TRIBAL OPIOID RESPONSE Consortium (TOR)

This project assists NW Tribes in developing the capacity to implement a complex, comprehensive opioid response, including increasing awareness of and preventing SUD, as well as developing a Tribal Opioid Strategic Plan. Contact Colbie Caughlan at ccaughlan@npaihb.org for more information.

About the Data

AI/AN are often misclassified as another race in health data systems. For example, an AI/AN person might be listed as “White” in their hospital or doctor’s office records, or on their death certificate. This causes an under-counting of AI/AN people and makes it difficult to accurately measure health outcomes.

The Northwest Portland Area Indian Health Board’s **IDEA-NW Project corrects inaccurate race data for AI/AN** in health data systems. Without this correction, the data in this publication would have under-counted AI/AN overdoses by **8** deaths and underestimated the drug overdose mortality rate by up to **23%**.



- **Idaho State Data Source:** Death certificates from the Idaho Bureau of Vital Records and Health Statistics, corrected for AI/AN misclassification
- **National Data Source:** Centers for Disease Control and Prevention, National Center for Health Statistics, Multiple Cause of Death 1999-2017 on CDC WONDER Online Database
- Overdose deaths include records with the following ICD-10 codes for underlying cause of death: X40-X44, X60-X64, X85, Y10-Y14
- The data presented may not be comparable to information published by state or federal agencies due to differences in racial classification

