



NPAIHB

Indian Leadership for Indian Health

NPAIHB COVID-19 Weekly Update

Please sign in using the chat box:

Enter the tribe or organization you are representing
and names of all people participating with you today

Information for Today's Call

Agenda

- ▶ **Welcome & Introduction:**
Chairman Lewis
- ▶ **Updates on Present Situation**
 - ▶ Victoria and Sujata
- ▶ **Leg and Funding Update**
 - ▶ Veronica and Sarah
- ▶ **State Partner Updates**
 - ▶ Idaho - Joyce
 - ▶ Oregon - Julie, Danna
 - ▶ AIHC/HCA - Lou, Tamara, Jessie
- ▶ **Indian Health Service Update**
- ▶ **Questions/Comments**

Guidelines

- ▶ Please place yourself on mute unless speaking
- ▶ Sign in, using chat box, with your tribe/organization and names of all participants
- ▶ Use the chat box for questions, for Q&A after updates and announcements

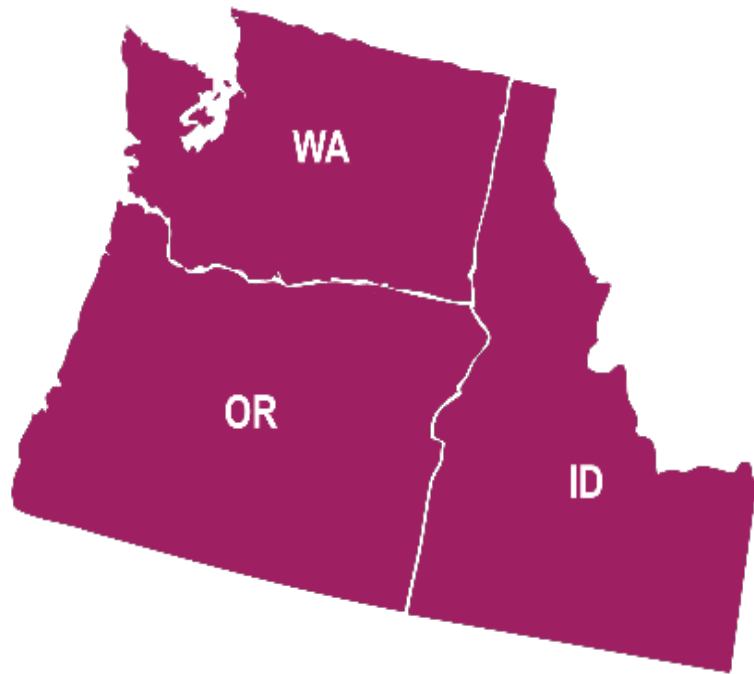


Data Update: Portland Area

8/11/2020

Sujata and Victoria

COVID-19 Epidemiology Update



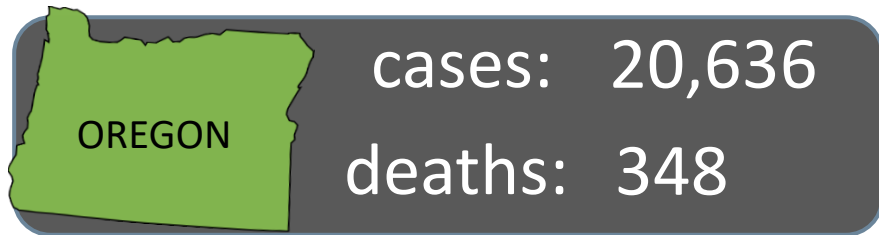
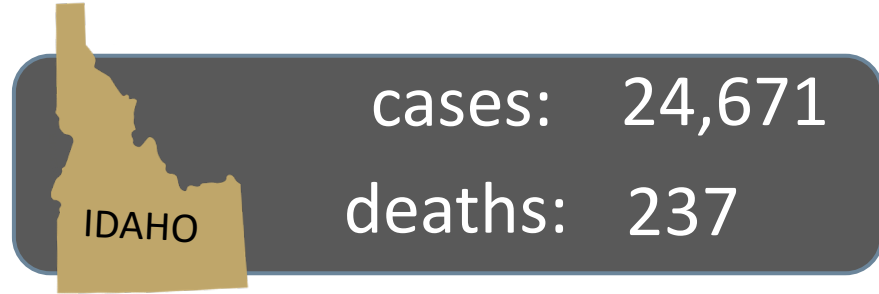
Idaho
Oregon
Washington

August 11, 2020

Sujata Joshi, MSPH



Total Case and Death Counts by State



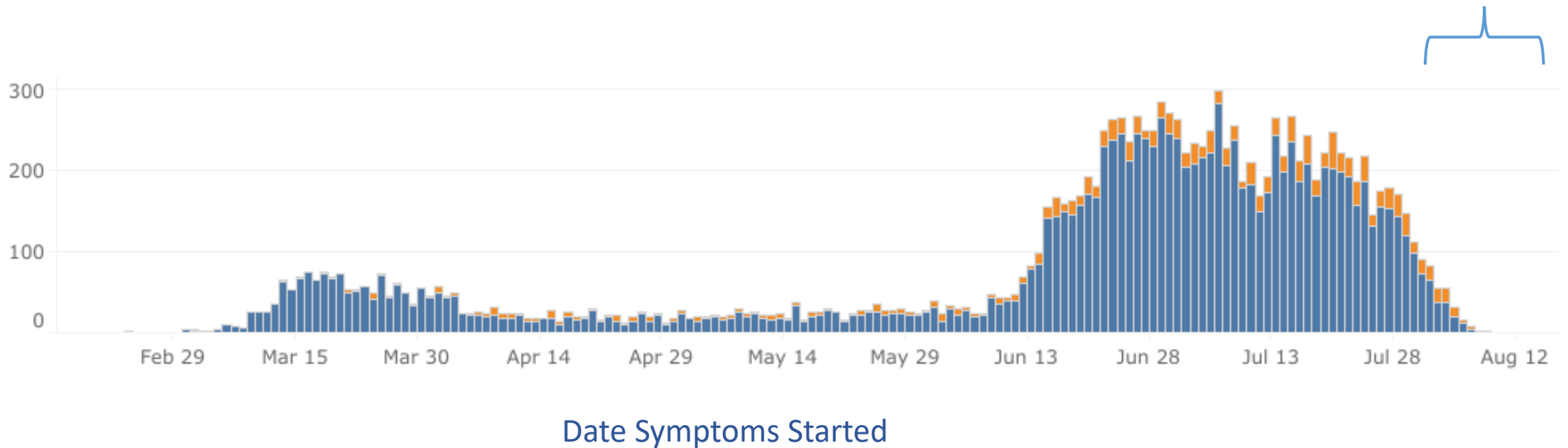
 Increase from last update (7/28/2020)





New COVID-19 Cases Per Day

Illness may not
be reported yet



Confirmed by lab testing
Probable case (not yet confirmed)





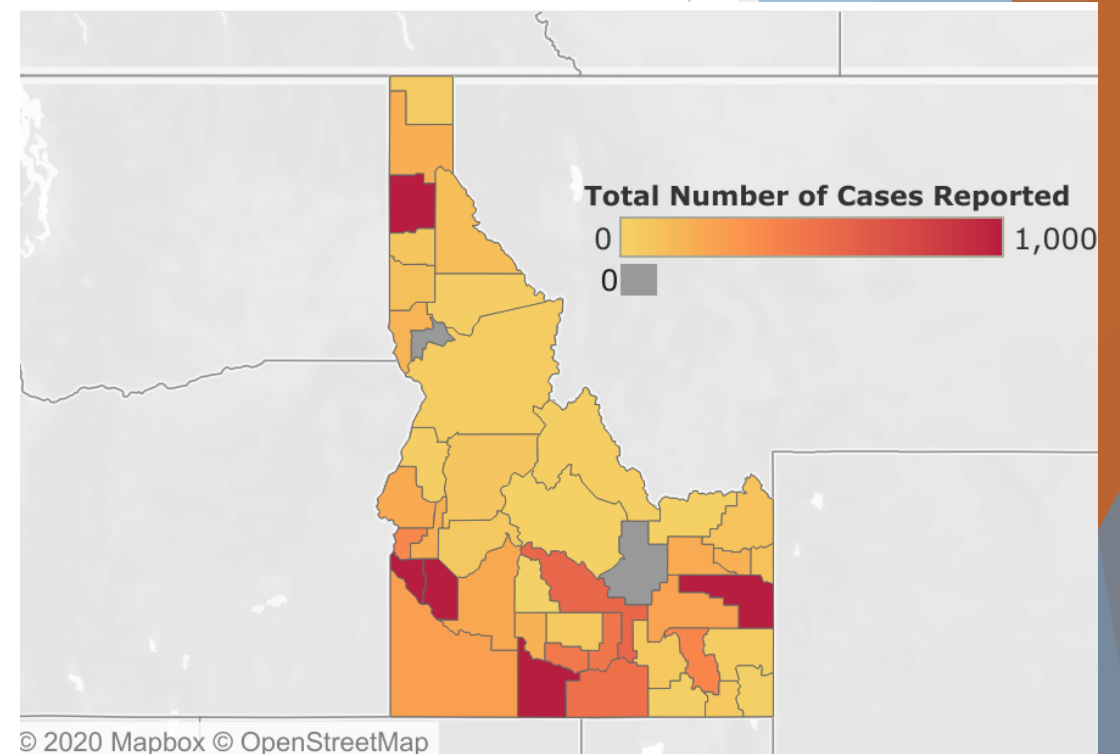
Total Cases & Deaths by County

Most Cases

1. Ada: 8,406
2. Canyon: 5,515
3. Kootenai: 1,780
4. Twin Falls: 1,282

Most Deaths

1. Ada: 81
2. Canyon: 48
3. Twin Falls: 32
4. Nez Perce: 19





COVID-19 Counts by Race

Cases ¹

Race	Count
White	11,658
Other	2,798
Multiracial	884
Black or African American	270
Asian	189
American Indian or Alaska Native	172
Native Hawaiian or Pacific Islander	70

¹ Race information is known for 16,041 of the 24,671 total cases (65.0%)

Deaths


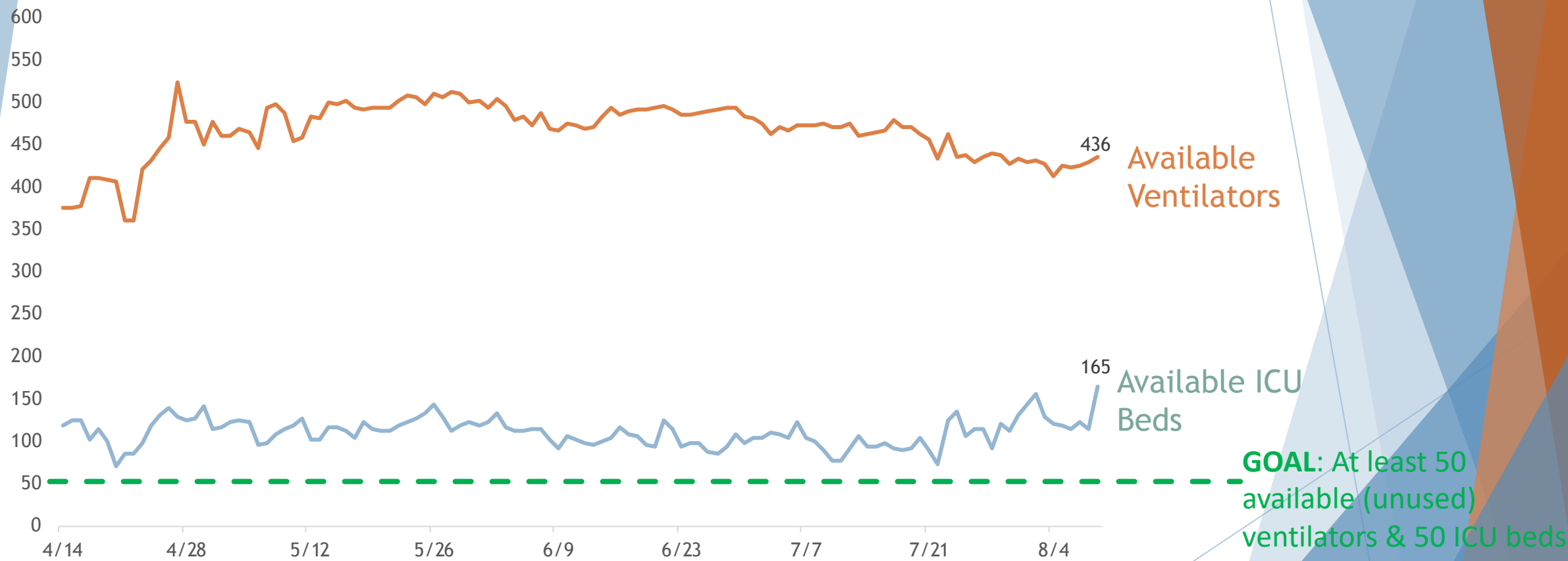
Race ²	Count
White	217
Other/Multiracial	4
Black or African American	3
Asian	2
American Indian or Alaska Native	2
Native Hawaiian or Pacific Islander	0

² Race information for nine deaths is still pending





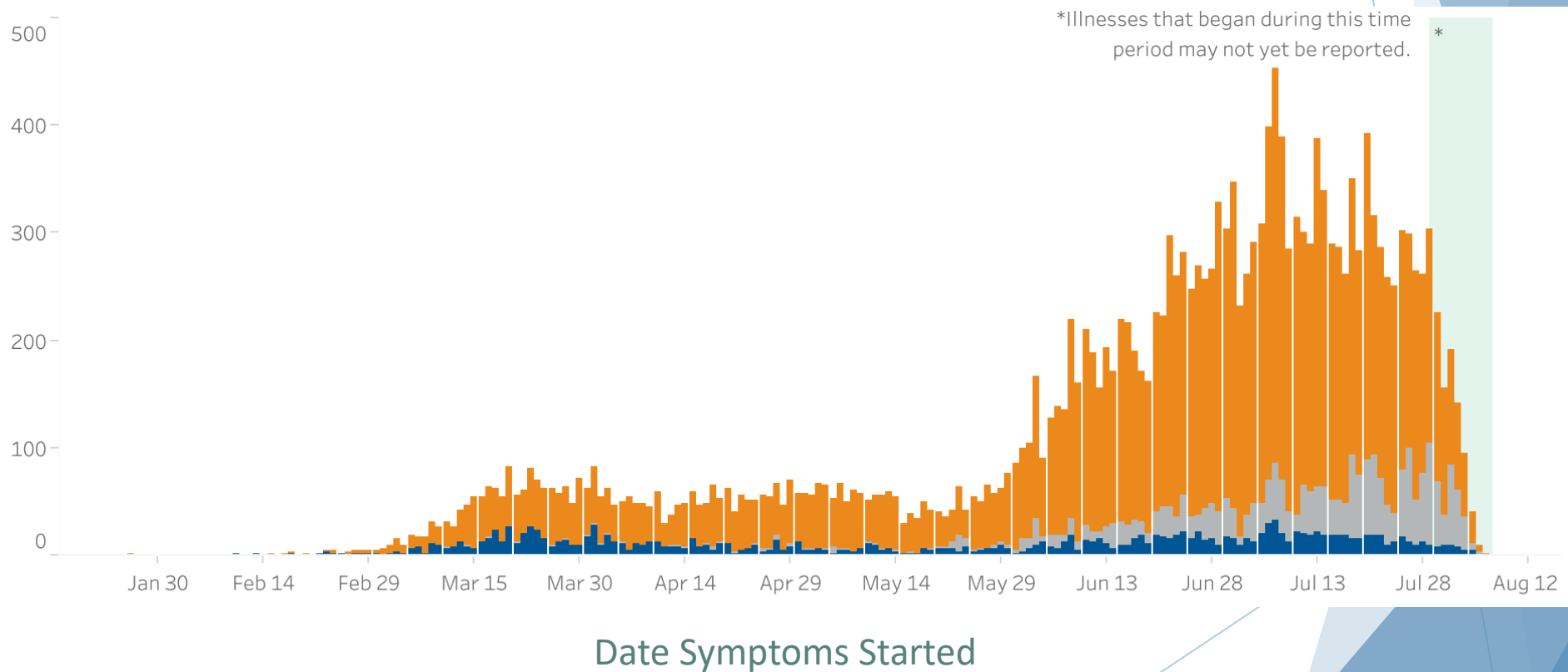
Hospital Capacity





New COVID-19 Cases Per Day

Total Cases	Hospitalized	Not Hospitalized	Hospitalization Status Unknown
20,636	1,758	16,645	2,233





Total Cases & Deaths by County

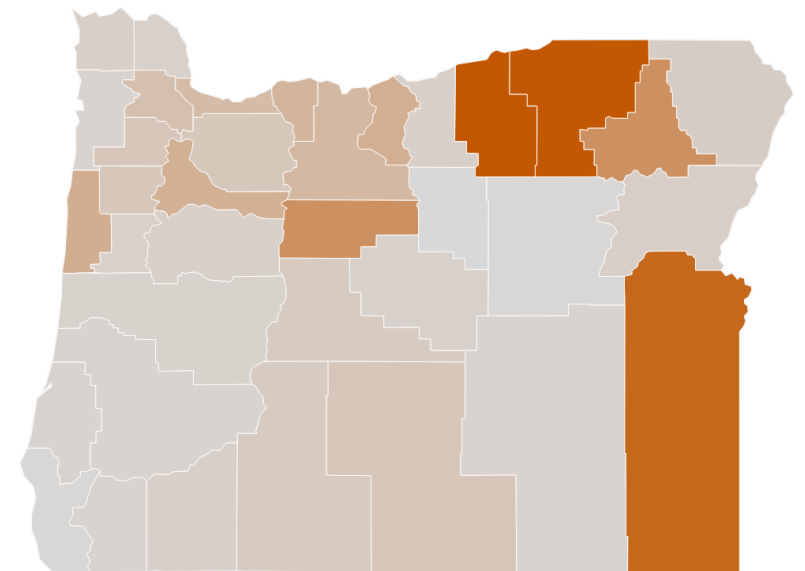
Most Cases

1. Multnomah: 4,762
2. Washington: 2,991
3. Marion: 2,837
4. Umatilla: 2,221

Most Deaths

1. Multnomah: 91
2. Marion: 69
3. Clackamas: 39
4. Umatilla: 27

Case Rates by County



© 2020 Mapbox © OpenStreetMap

Cases per 10,000 0.0 275.2





COVID-19 Counts by Race

Cases

Race	Count
White	8,683
Other	7,336
Multiracial	431
Black or African American	757
Asian	630
American Indian or Alaska Native	516
Native Hawaiian or Pacific Islander	447
Unknown	2,688

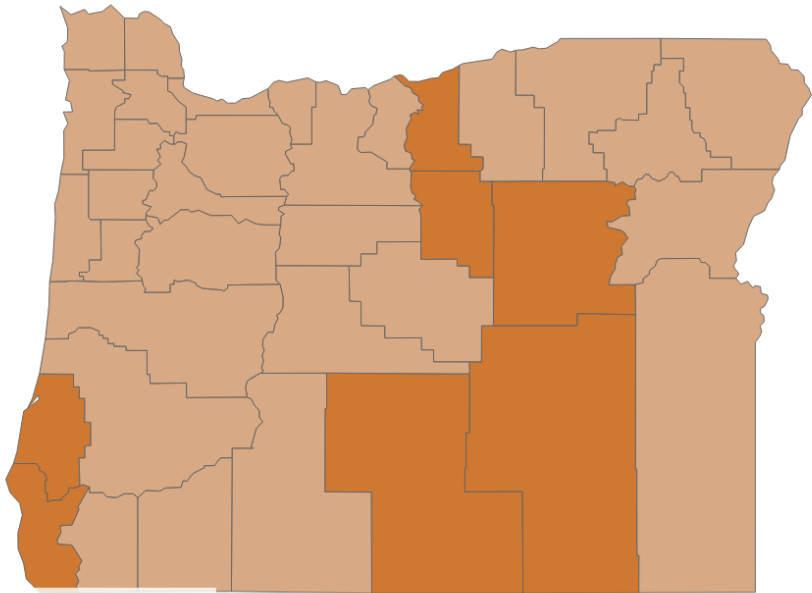
Deaths

Race	Count
White	237
Other	34
Multiracial	3
Black or African American	9
Asian	16
American Indian or Alaska Native	7
Native Hawaiian or Pacific Islander	6
Unknown	45





Key COVID-19 Indicators



© 2020 Mapbox © OpenStreetMap

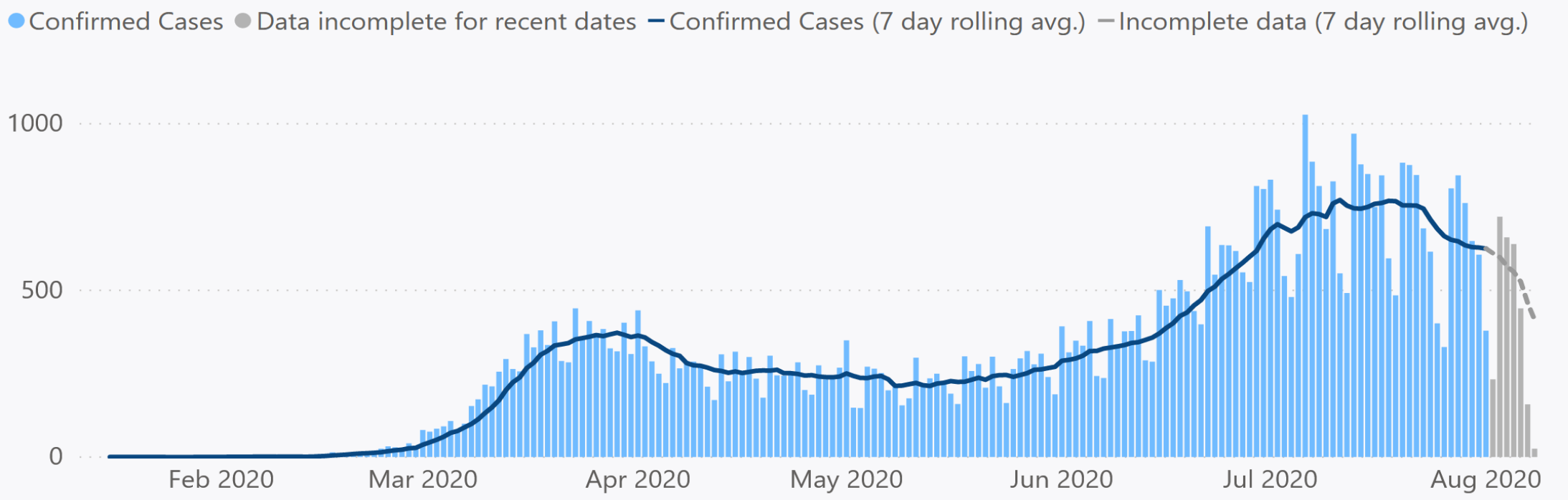
Does not meet one or more indicators Meets all indicators

County	% ED visits for COVID-like illness (should be below 1.5%)*	Trend in percent of tests that are positive in last 7 days (should not trend up)‡	Percent increase in new cases in last 7 days (should be no more than 5%)	Percent of cases not traced to a known source in last 7 days (should be below 30%)	Trend in COVID-19 hospitalizations over the last 14 days (should downtrend)	Percent of cases in last 7 days with follow up within 24 hrs (should be 95% or more)
Oregon, statewide	0.6% ✓	Downtrend (5.9%) ✓	7% ✗	44% ✗	Downtrend ✓	83% ✗





New COVID-19 Cases Per Day



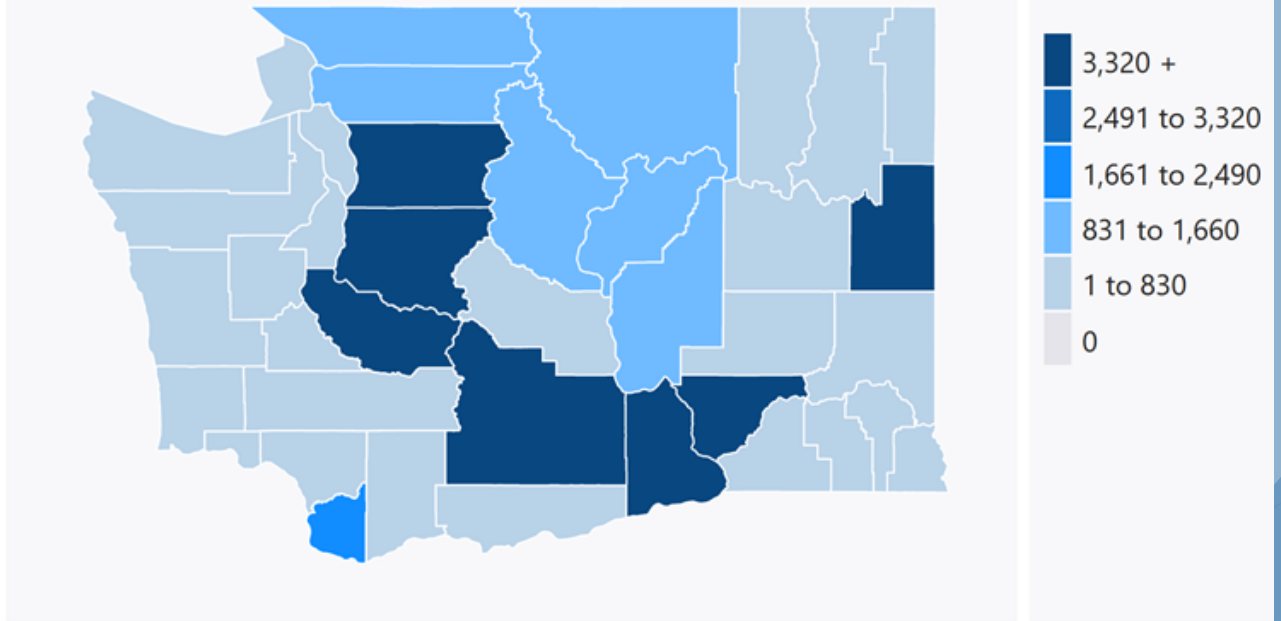
Date Symptoms Started



COVID-19 Cases by County

County	Confirmed Cases
King	16,570
Yakima	10,325
Pierce	5,682
Snohomish	5,465
Spokane	4,442
Benton	3,723
Franklin	3,507
Clark	1,777
Grant	1,491
Chelan	1,334
Whatcom	989
Douglas	948

Confirmed Cases by County



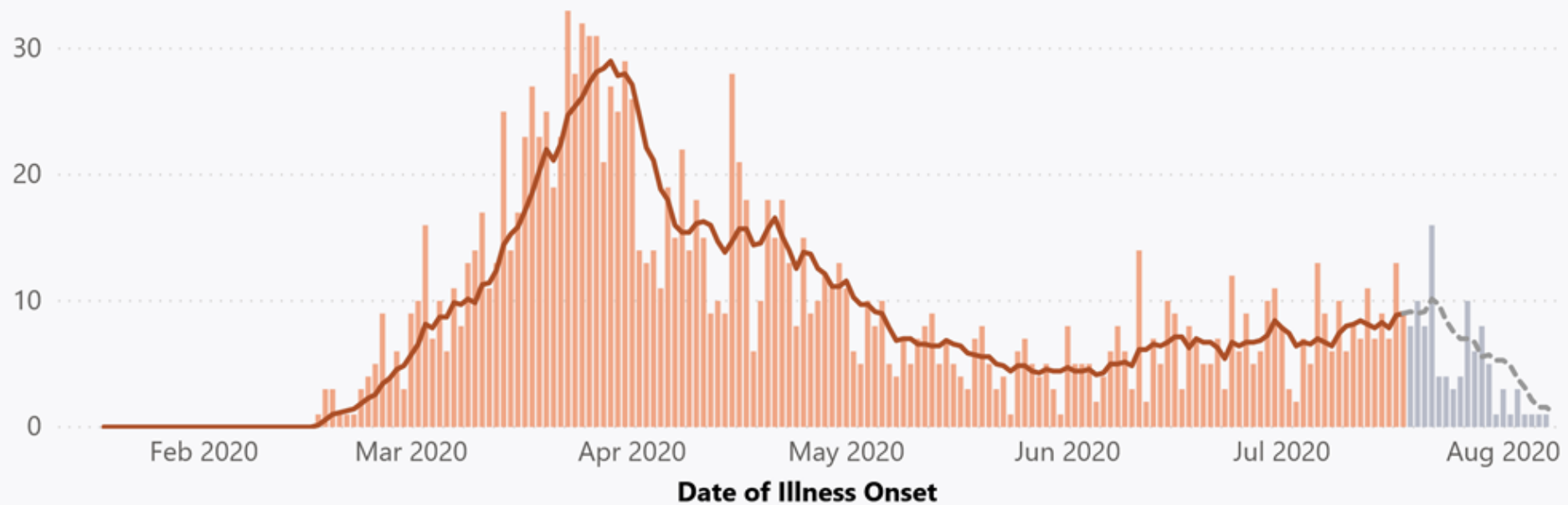
208 of 63,072 confirmed cases do not have an assigned county



COVID-19 Deaths

Deaths Counts

● Deaths ● Data are incomplete for the most recent dates. — Deaths (7 day rolling avg.) — Incomplete data (7 day rolling avg.)



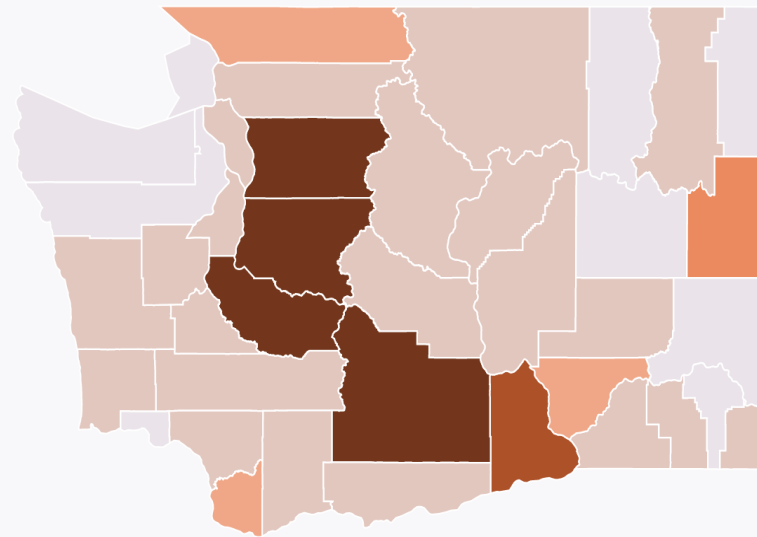
2 of 1,688 deaths do not have an assigned county. Deaths from the last 2-3 weeks may not yet be reported.



COVID-19 Deaths by County

County	Deaths
King	675
Yakima	211
Snohomish	193
Pierce	140
Benton	115
Spokane	89
Franklin	49
Clark	43
Whatcom	39
Skagit	21
Kittitas	19
Grant	13

Deaths by County



2 of 1,688 deaths do not have an assigned county



COVID-19 Counts by Race

Cases

Confirmed Cases by Race/Ethnicity

	Confirmed Cases
Total Number	63,072
Unknown Race/Ethnicity (% of Total)	21,543
Total with Race/Ethnicity Available	41,529
Hispanic	17,976
Non-Hispanic White	15,379
Non-Hispanic Black	2,357
Non-Hispanic Asian	2,064
Non-Hispanic Native Hawaiian or Other Pacific Islander	1,099
Non-Hispanic Multiracial	1,054
Non-Hispanic Other Race	911
Non-Hispanic American Indian or Alaska Native	689

Deaths

Deaths by Race/Ethnicity

	Deaths
Total Number	1688
Unknown Race/Ethnicity (% of Total)	46
Total with Race/Ethnicity Available	1642
Non-Hispanic White	1118
Hispanic	217
Non-Hispanic Asian	132
Non-Hispanic Black	57
Non-Hispanic American Indian or Alaska Native	39
Non-Hispanic Other Race	35
Non-Hispanic Native Hawaiian or Other Pacific Islander	26
Non-Hispanic Multiracial	18





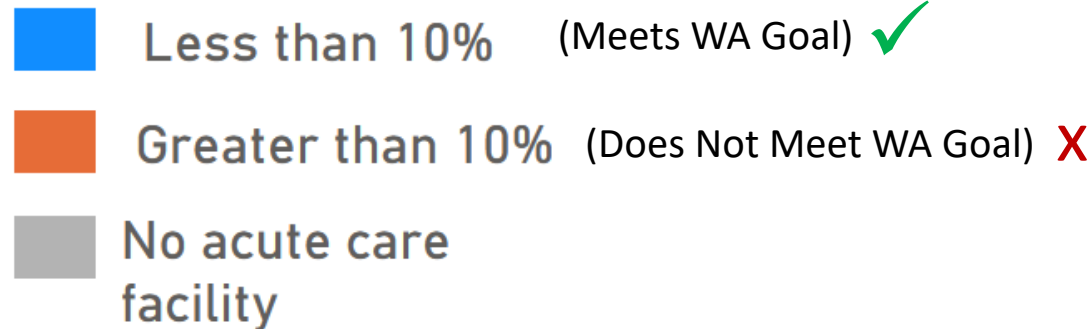
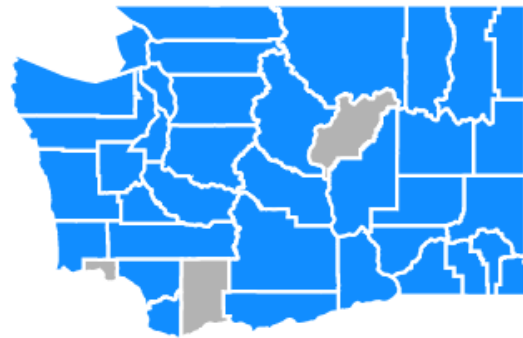
Hospital Capacity

Hospital beds occupied by COVID-19 cases by County

Total Hospital Beds in
Washington:
14,540

Beds occupied with
COVID-19 cases:
531 (3.7%)

Goal:
Less than 10% occupied
with COVID-19 cases
Meeting Goal!



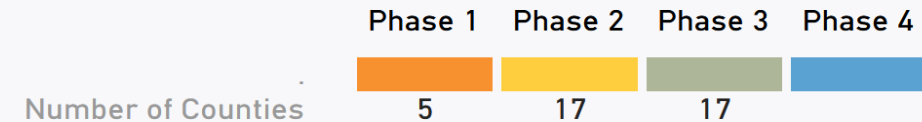
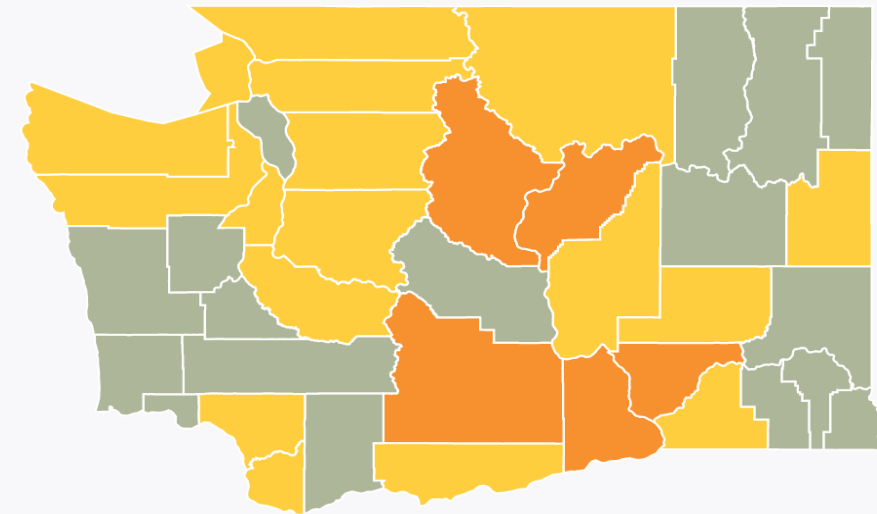
Key COVID-19 Indicators

Washington State key metrics

	Value	Goal	Meeting Goal
Rate per 100K of newly diagnosed cases during the prior two weeks	134.4	<25	No
Number of individuals tested for each new case during the prior week *	15.8	> 50	No
Percent of individuals testing positive for COVID-19 during the past week *	6.3%	<2%	No
Percent of licensed beds occupied by patients	60.0%	<80%	Yes
Percent of licensed beds occupied by COVID-19 cases	3.7%	<10%	Yes

Sources: Washington State Department of Health

Phases by County



* The most recent testing data available are for 7/24 - 7/30. Updates are not available due to reporting issues.



USA & World Case and Death Count



Total Cases
5,023,649

Total Deaths
161,842



Total Cases
19,952,057

Total Deaths
732,689



References

- https://public.tableau.com/profile/idaho.division.of.public.health#!/vizhome/DPHIdahoCOVID-19Dashboard_V2/Story1
- https://public.tableau.com/profile/oregon.health.authority.covid.19#!/vizhome/OregonHealthAuthorityCOVID-19DataDashboard/COVID-19EPICases?:display_count=y&:toolbar=n&:origin=viz_share_link&:showShareOptions=false
- https://public.tableau.com/profile/oregon.health.authority.covid.19#!/vizhome/OregonCOVID-19TestingandOutcomesbyCounty/OregonsCOVID-19TestingandOutcomesbyCounty?:display_count=y&:toolbar=n&:origin=viz_share_link&:showShareOptions=false
- <https://sharedsystems.dhsoha.state.or.us/DHSForms/Served/le2288K.pdf>
- <https://www.doh.wa.gov/Emergencies/NovelCoronavirusOutbreak2020COVID19/DataDashboard>
- <https://coronavirus.jhu.edu/map.html>
- <https://www.cdc.gov/coronavirus/2019-ncov/cases-updates/cases-in-us.html>
- <https://www.oregon.gov/oha/PH/DISEASES/CONDITIONS/DISEASESAZ/Emerging%20Respiratory%20Infections/COVID-19-Weekly-Report-2020-07-15-FINAL.pdf>
- <https://www.oregon.gov/oha/PH/DISEASES/CONDITIONS/DISEASESAZ/Emerging%20Respiratory%20Infections/Oregon-COVID-19-Projections-2020-07-08.pdf>
- <https://coronavirus.wa.gov/what-you-need-know/covid-19-risk-assessment-dashboard>



NPAIHB COVID-19 Weekly Data Update

40 Portland Area I/T/Us reporting to date

- ▶ 31 tribal clinics/health programs; 6 IHS service units; 3 urban clinics
- ▶ Reports cover 81% of 43 tribes

Portland Area Testing Data as of August 9:

	NPAIHB/ IHS-PAO*	IHS HQ**
▶ Total Tests:	23,164	21,804
▶ Positive:	1,738	1,702
▶ Negative:	21,016	19,428
▶ Cumulative % Positive:	7.5%	7.8%
<i>Last Week % Positive:</i>	7.5%	7.7%

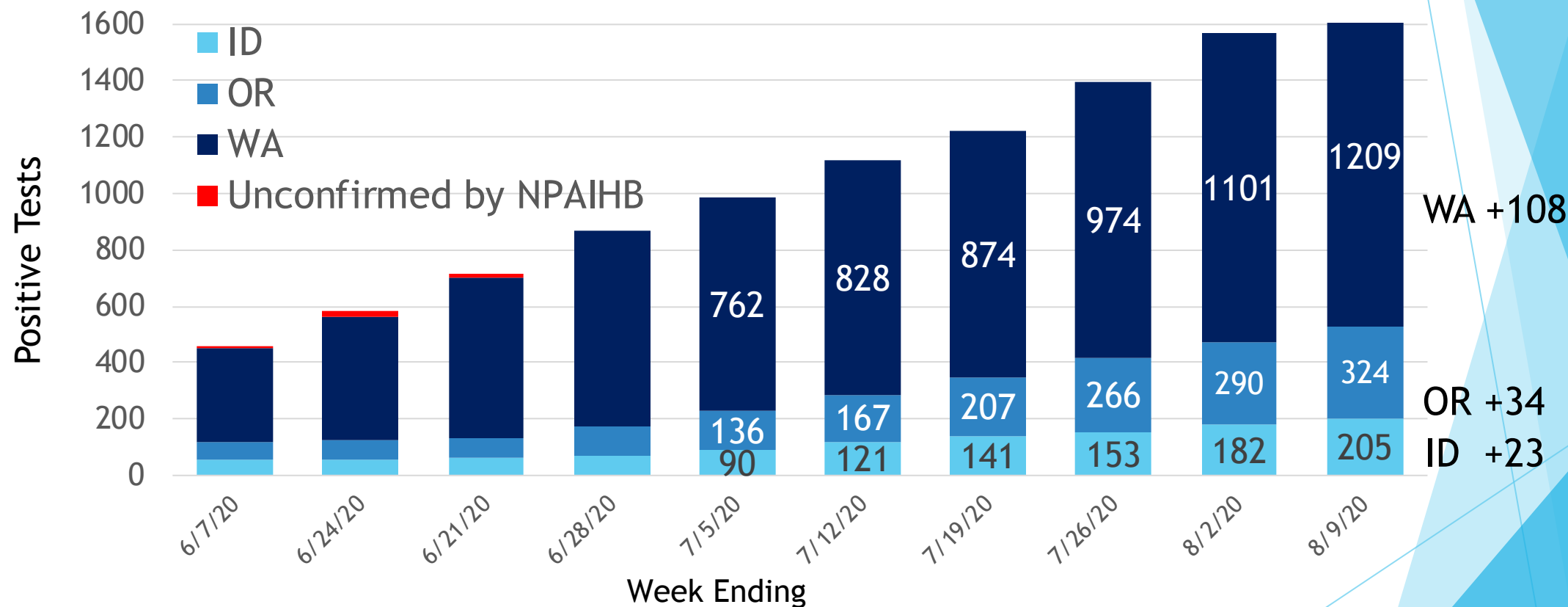
*Data reported to NPAIHB/IHS-PAO include some results for tribal members not tested at I/T/U clinics.

**Data reported at [ihs.gov/coronavirus](https://www.ihs.gov/coronavirus)



NPAIHB
Indian Leadership for Indian Health

Cumulative COVID-19 Positive Test Results Reported by Portland Area I/T/Us



AI/AN COVID-19 Deaths Reported to NPAIHB or Indian Health Service

- ▶ 41 total deaths of AI/AN people in the Northwest have been reported to the NWTEC surveillance system or Indian Health Service as of 8/9
 - ▶ 1 additional death in the Portland Area reported since 8/2
- ▶ 2 total deaths reported in ID
- ▶ 4 total deaths reported in OR
- ▶ 35 total deaths reported in WA



NPAIHB

Indian Leadership for Indian Health

NPAIHB COVID-19 Surveillance Survey

▶ Data collection for Portland Area:

- ▶ Testing results & patient status
- ▶ Clinic staffing, staff exposure/illness
- ▶ PPE and test kit status

▶ ALL tribes and I/T/U clinics should report:

- ▶ Daily reporting required for Abbott ID NOW analyzer sites
- ▶ Other tribes: **daily** if possible, **weekly** at minimum

▶ Report Online:


<https://www.surveymonkey.com/r/NPAIHBCovid-19>

or email tphep@npaihb.org
for the fillable/printable report
form or for technical assistance



NPAIHB

Indian Leadership for Indian Health



IHS Area	Tested	Positive	Negative
Alaska	106,659	695	89,983
Albuquerque	34,654	1,614	23,573
Bemidji	32,128	883	29,236
Billings	40,431	1,057	36,257
California	7,937	519	6,804
Great Plains	43,078	1,840	40,561
Nashville	19,629	1,755	17,490
Navajo	71,384	10,754	54,038
Oklahoma City	105,944	6,022	97,499
Phoenix	48,430	8,266	39,693
Portland	21,804	1,702	19,428
Tucson	5,684	524	5,055
TOTAL	537,762	35,631	459,617

Highest Reported Rates by IHS Area:

1. Navajo
2. Phoenix
3. Oklahoma City
4. Great Plains
5. Nashville
6. Portland
7. Albuquerque
8. Billings
9. Bemidji
10. Alaska
11. Tucson
12. California

Indian Health Service Update

The background of the slide features a series of overlapping, semi-transparent geometric shapes, primarily triangles, in shades of blue and orange. These shapes are arranged in a way that creates a sense of depth and movement, particularly on the right side of the frame where they appear to converge or diverge.



Legislative and Funding Update

Veronica and Sarah

HHS Provider Relief Fund (PRF)

- ▶ Eligible Medicare/Medicaid/CHIP/Dental Providers
 - Providers who did NOT receive an initial payment that totals approximately 2% of annual patient revenue.
 - Providers who did receive an initial payment, but missed the June 3rd deadline to submit revenue information.
 - Providers who were ineligible for prior General Distribution funds due to a change in ownership OR because they did not have 2019 Medicare fee-for-service revenue.
 - Providers who received Phase 1 General Distribution payment(s), but rejected and returned the funds and are interested in reapplying.
- ▶ All providers will only receive funding of up to 2% of the reported total revenue from patient care.
- ▶ Application: <https://cares.linkhealth.com/#/>
- ▶ **August 28:** Deadline for Medicare and Medicaid applications



NPAIHB

Indian Leadership for Indian Health

Treasury Coronavirus Relief Fund (CRF)

- ▶ Treasury OIG issues two memoranda on reporting requirements for the CRF expenditures, dated July 2, 2020 and July 31, 2020.
- ▶ First quarterly report will be due September 21, 2020, in which tribal governments will report on the period from March 1 - June 30, 2020.
- ▶ Quarterly reports will be due 10 days after each calendar quarter, and Treasury anticipates six reporting cycles.
- ▶ Tribal governments should create “projects” in the portal list of expenditure categories, to which they associate contracts, loans, grants, and direct payments as well as obligations and expenditures.
 - For amounts of \$50,000 or more, detailed information must be provided for contracts, grants, loans, transfers.
 - For amounts below \$50,000 or payments made to individuals, such amounts only need to be reported in the aggregate.
- ▶ The GrantSolutions portal for tribes to report CRF expenditures will become operational September 1, 2020. Training will be provided the last week of August.
- ▶ Treasury is urging tribes to provide Treasury with information about their preparers and authorizing officials: name, title, designation as preparer or authorizing official, email address, and phone number



NPAIHB

Indian Leadership for Indian Health

Recent Presidential Actions

- ▶ **August 3: Executive Order on Improving Rural Health and Telehealth Access**
 - Launch a new payment model for rural health care;
 - Develop and implement a strategy to improve rural health care infrastructure;
 - Create a report describing policy initiatives to improve rural health; and
 - Propose regulation that would extend certain telehealth flexibilities.
- ▶ **August 6: Executive Order on Ensuring Essential Medicines, Medical Countermeasures, and Critical Inputs are made in the United States**
 - Requires the U.S. government to purchase “essential” medicine and medical supplies produced domestically, rather than abroad. Designed to reduce U.S. dependency on foreign sources of pharmaceuticals and other medical technologies, while also reviving U.S. manufacturing for these products.
- ▶ **August 8: Executive Order on Fighting the Spread of COVID-19 by Providing Assistance to Renters and Homeowners**



NPAIHB

Indian Leadership for Indian Health



State Partner Update

Idaho - Joyce

Oregon - Julie and Danna

Washington - Lou, Tamara and Jessie