



NPAIHB

Indian Leadership for Indian Health

NPAIHB COVID-19 Weekly Update

Please sign in using the chat box:

Enter the tribe or organization you are representing
and names of all people participating with you today

Information for Today's Call

Agenda

- ▶ Welcome & Introduction: Chairman Lewis
- ▶ NPAIHB Situation Report
- ▶ Indian Health Service Update - Dean Seyler
- ▶ Leg and Funding Update
 - ▶ Veronica
- ▶ State Partner Updates
 - ▶ AIHC/HCA - Lou, Tamara, Jessie
 - ▶ Idaho - Joyce
 - ▶ Oregon - Julie, Danna
- ▶ Questions/Comments

Guidelines

- ▶ Please place yourself on mute unless speaking
- ▶ Sign in, using chat box, with your tribe/organization and names of all participants
- ▶ Use the chat box for questions, for Q&A after updates and announcements

NPAIHB Situation Report: Highlights & Updates

- ▶ Continue remote support for investigation and contact tracing to Shoshone-Bannock Tribes.
- ▶ Shared sample Community Needs Surveys with Shoshone-Bannock Tribes.
- ▶ Liaisons continue to engage with multiple jurisdictions via meeting participation for information exchange and needs identification.
- ▶ COVID-19 ECHOs continue on Monday and Wednesday at 1200 PDT.
- ▶ Developing outreach material for Snoqualmie Tribe.
- ▶ A change in federal testing guidelines was made by the CDC on August 24, 2020 to remove the recommendation that an asymptomatic person who has been in close contact (within 6 feet for 15 minutes or more) with a known infected person *should not* get tested. This is controversial due to the large number of public health and medical experts who disagree with the new recommendation because of the evidence regarding asymptomatic spread of COVID-19 (estimated to be up to 40% of cases are transmitted by asymptomatic people).
 - ▶ *Idaho, Oregon, and Washington maintain recommendations that a person - regardless of symptoms - who comes in close contact with an infected person should seek to get tested.*

Indian Health Service Update

Dean Seyler

Legislative and Funding Update

Veronica



*Northwest Portland Area
Indian Health Board*
Indian Leadership for Indian Health

Legislative Update

September 01, 2020

National Academies of Science

Framework for Equitable Allocation of COVID-19 Vaccine

- Listening session Sep 02, 2020 (9am – 2pm)
- Written comment period is Sep 01 – Sep 04, 2020
- Draft framework out today
- COVIDVaccineFramework@NAS.edu

Health Resources and Services Administration

Two Requests for Information

1. Public input on Health Professional Shortage Area (HPSA) scoring
2. Public input on Maternity Care Health Professional Target Area criteria

Comments are due September 18, 2020

Please contact Veronica Smith at vsmith-contractor@npaihb.org

If you would like to provide feedback on HSPA scoring criteria

Congress Returns September 8, 2020

What we know:

- There are 63 days until the election
- McConnell proposal will be introduced next week
 - Liability protections for businesses and healthcare workers
 - Extension of unemployment insurance
 - Funding for the postal service
 - \$45b for Public Health Emergency Fund (\$500m to IHS)
- Short term funding legislation in September
 - Skinny COVID funding may be attached
 - Health extenders like SDPI may be attached

NPAIHB Policy Strategy Session

Letter to Congress should be focused in scope:

- Fully fund Indian Health Service
- Target funding
 - Public Health Emergency Fund – Tribal Set-Aside
 - Preventive Health – Public Health Nursing
 - Maintenance and Improvements/Sanitation/Facilities
- Reduce restrictions on current COVID funds
- Invest in tribal public health department staffing and resources
- Improve Loan repayment programs for providers

Next Steps

- Small data request coming out via e-mail today, please respond ASAP
- Review draft letter on Sep 3, 2020 at 9am (invitation out today)

State Partner Updates

AIHC & Washington - Lou, Tamara and Jessie

Idaho - Joyce

Oregon - Julie and Danna

Data Updates

The background features abstract, overlapping geometric shapes in shades of blue and orange, primarily concentrated on the right side of the page. The shapes are semi-transparent, creating a layered effect. The text 'Data Updates' is positioned on the left side of the page.

NPAIHB COVID-19 Weekly Data Update

Portland Area Testing Data as of August 30:

	NPAIHB/ IHS-PAO*	IHS HQ Portland**	IHS HQ TOTAL
▶ Total Tests:	28,342	27,268	654,021
▶ Positive:	2,139	2,144	41,320
▶ Negative:	27,354	24,363	565,232
▶ Cumulative % Positive:	7.5%	7.9%	6.3%

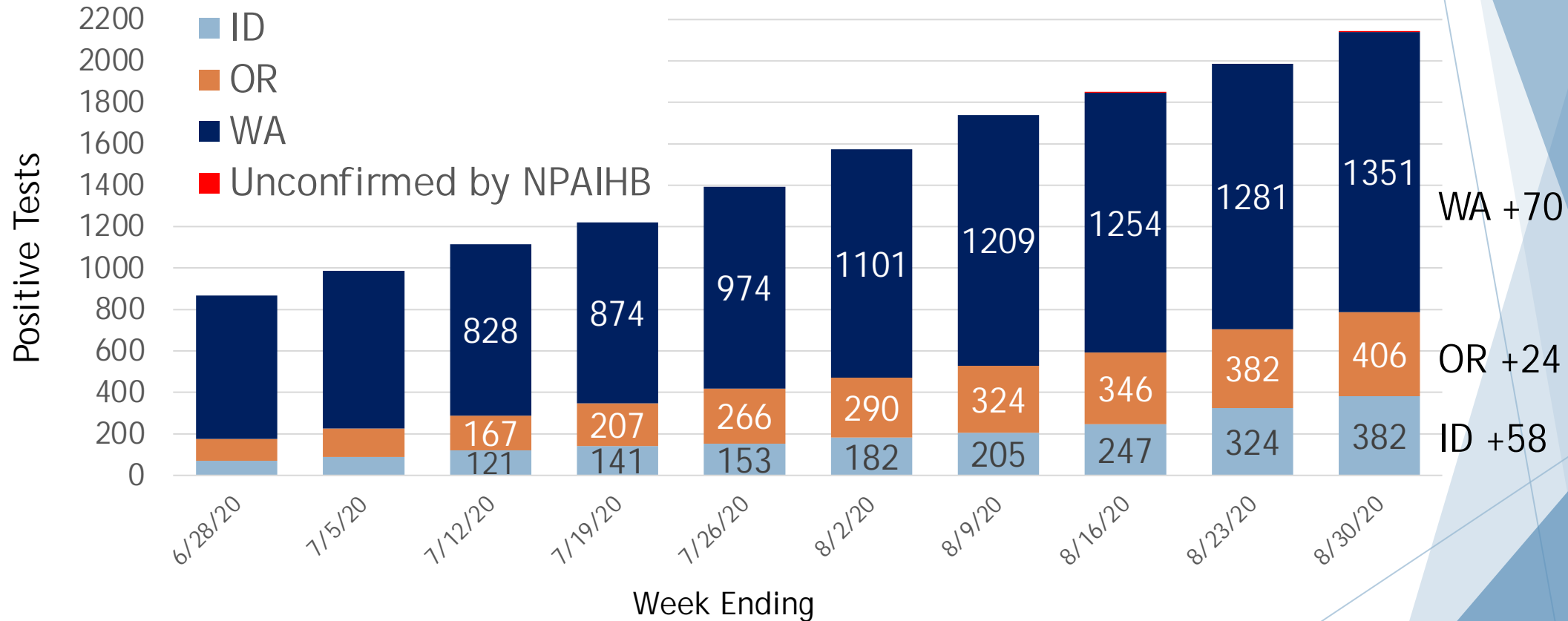
*Data reported to NPAIHB/IHS-PAO include some results for tribal members not tested at I/T/U clinics.

**Data reported at [ihs.gov/coronavirus](https://www.ihs.gov/coronavirus)



Cumulative COVID-19 Positive Test Results Reported by Portland Area I/T/Us

Total
2,144



NPAIHB
Indian Leadership for Indian Health

*Includes data from 40 I/T/Us for week ending August 29, plus preliminary data as of August 30, and community members not tested at an I/T/U facility but known to be positive. Most recent data may include previously unreported positive tests.

AI/AN COVID-19 Deaths Reported to NPAIHB or Indian Health Service

- ▶ 51 total deaths of AI/AN people in the Northwest have been reported to the NWTEC surveillance system or Indian Health Service as of 8/30
 - ▶ 3 additional deaths in the Portland Area reported since 8/23
 - ▶ 4 total deaths reported in ID
 - ▶ 7 total deaths reported in OR
 - ▶ 1 additional death is known from public sources, but not yet represented in NPAIHB/IHS-PAO data
 - ▶ 40 total deaths reported in WA
- ▶ Total of 52 deaths from all sources



NPAIHB
Indian Leadership for Indian Health

NPAIHB COVID-19 Surveillance Survey

- ▶ Data collection for Portland Area:
 - ▶ Testing results & patient status
 - ▶ Clinic staffing, staff exposure/illness
 - ▶ PPE and test kit status
- ▶ ALL tribes and I/T/U clinics should report:
 - ▶ Daily reporting required for Abbott ID NOW analyzer sites
 - ▶ Other tribes: daily if possible, weekly at minimum

- ▶ Report Online:

<https://www.surveymonkey.com/r/NPAIHBCovid-19>

or email tphep@npaihb.org
for the fillable/printable report
form or for technical assistance



NPAIHB

Indian Leadership for Indian Health

COVID-19 Epidemiology Update




Idaho
Oregon
Washington

Sept 1, 2020

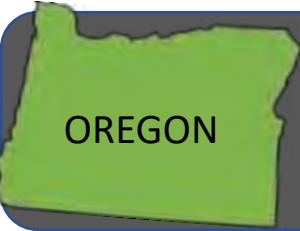
Heidi Lovejoy, MSc



Total Case and Death Counts by State



cases: 32,088
deaths: 361



cases: 26,713
deaths: 459



cases: 74,635
deaths: 1,915

 Increase from last week update (8/25/2020)



cases: 2,018
deaths: 47 



Cases: 1,558
deaths: 39 



cases: 3,264
deaths: 48 





New COVID-19 Cases Per Day

COVID-19 by Date of Onset



Illness may not be reported yet

Date Symptoms Started

Confirmed by lab testing
Probable case (not yet confirmed)





COVID-19 Deaths Per Day





COVID-19 Counts by Race

Cases ¹

Race	Count
White	15,472
Other	3,405
Multiracial	1,118
American Indian or Alaska Native	378
Black or African American	331
Asian	235
Native Hawaiian or Pacific Islander	88

¹ Race information is known for 21,027 of 32,088 total cases

Deaths²

Race	Count
White	344
Other/Multiracial	5
Black or African American	4
Asian	2
American Indian or Alaska Native	2
Native Hawaiian or Pacific Islander	0

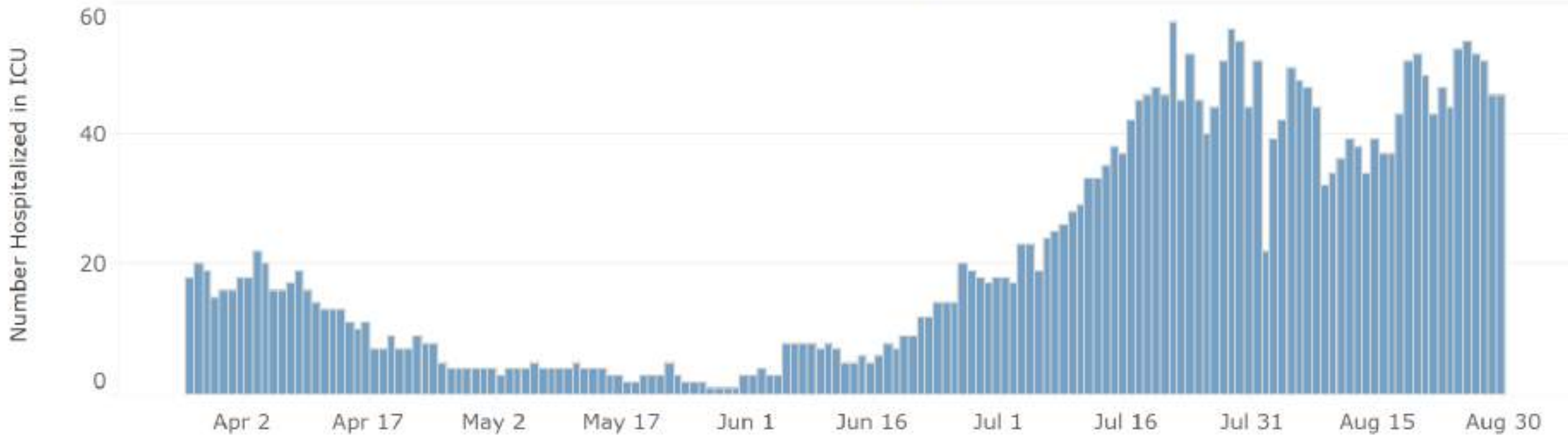
² Race information for 4 deaths is still pending





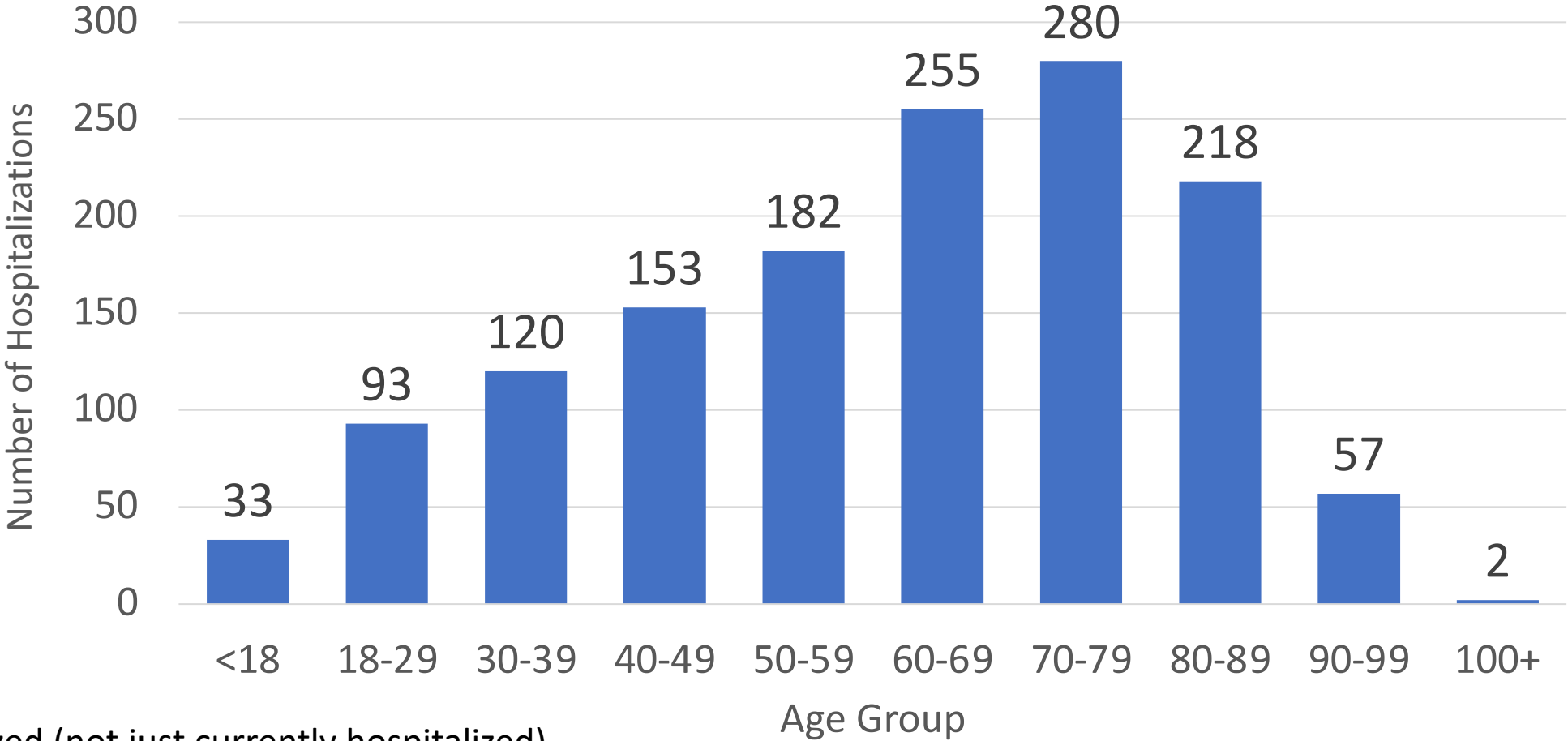
Critical COVID-19 Patients in Hospital

Patients currently hospitalized in the Intensive Care Unit (ICU) with confirmed COVID-19





Age of Hospitalized¹ COVID-19 Patients

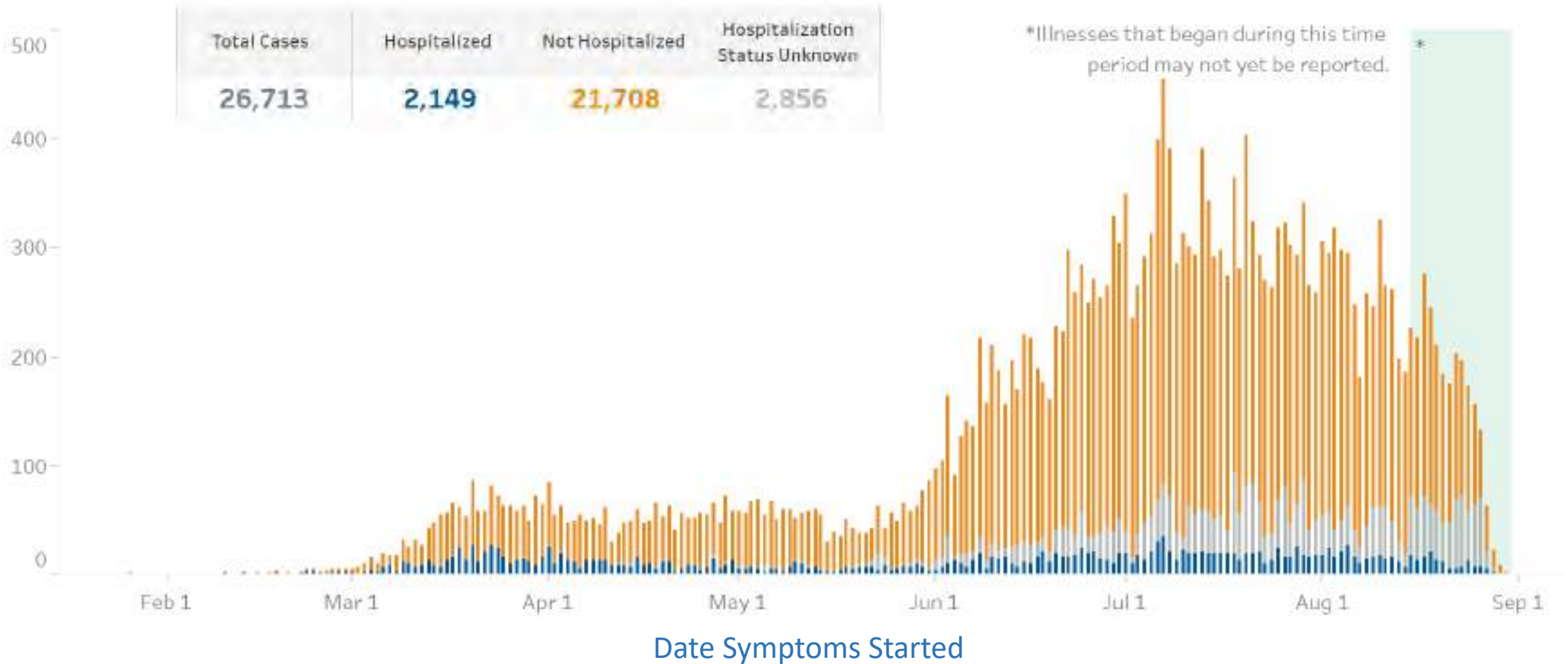


¹Ever hospitalized (not just currently hospitalized).



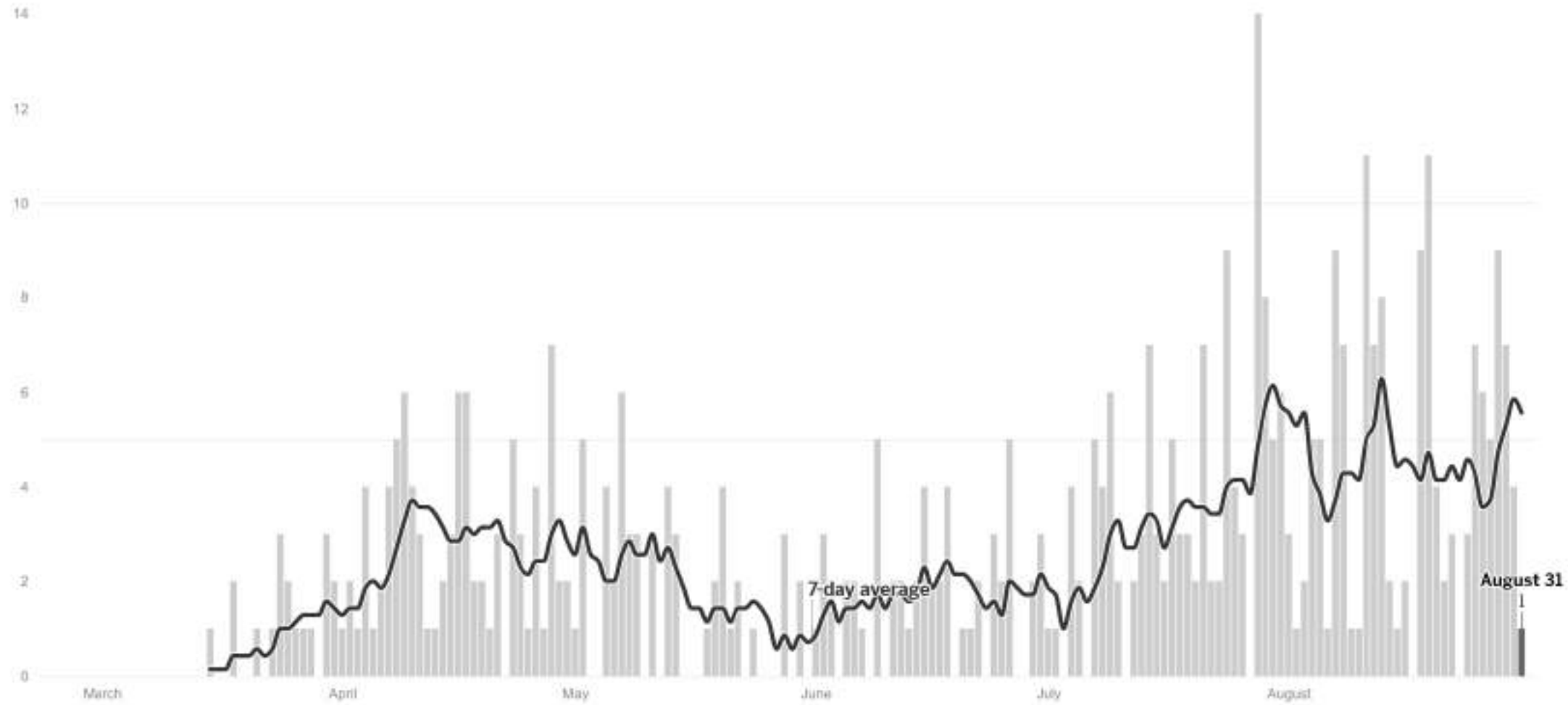


New COVID-19 Cases Per Day





COVID-19 Deaths Per Day



Date of Death





COVID-19 Cases & Deaths by Race

Race	Cases	Deaths	Case fatality
White	10,063	281	2.8%
Black	870	9	1.0%
Asian	712	18	2.5%
American Indian/Alaska Native	608	9	1.5%
Pacific Islander	493	6	1.2%
Other	8,800	38	0.4%
>1 race	479	5	1.0%
Not available	3,130	54	1.7%
Total	25,155	420	1.7%

Race data available through August 23. Counts in this table differ from the other slides that include data through August 31.

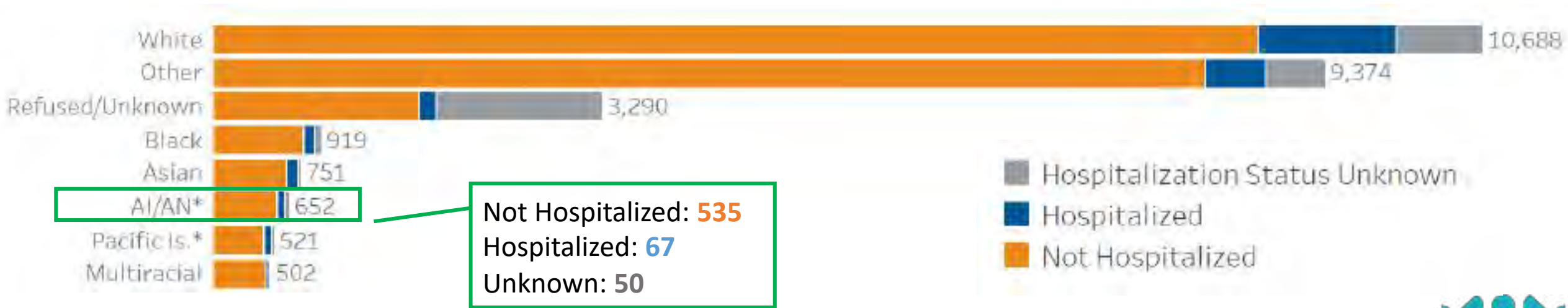




COVID-19 Hospitalizations

- **2,149** Oregonians have been **hospitalized** for COVID-19
- Median length of stay in the hospital is **6 days**
- **494** Oregonians received care in the **Intensive Care Unit (ICU)**

Hospitalization Status by Race

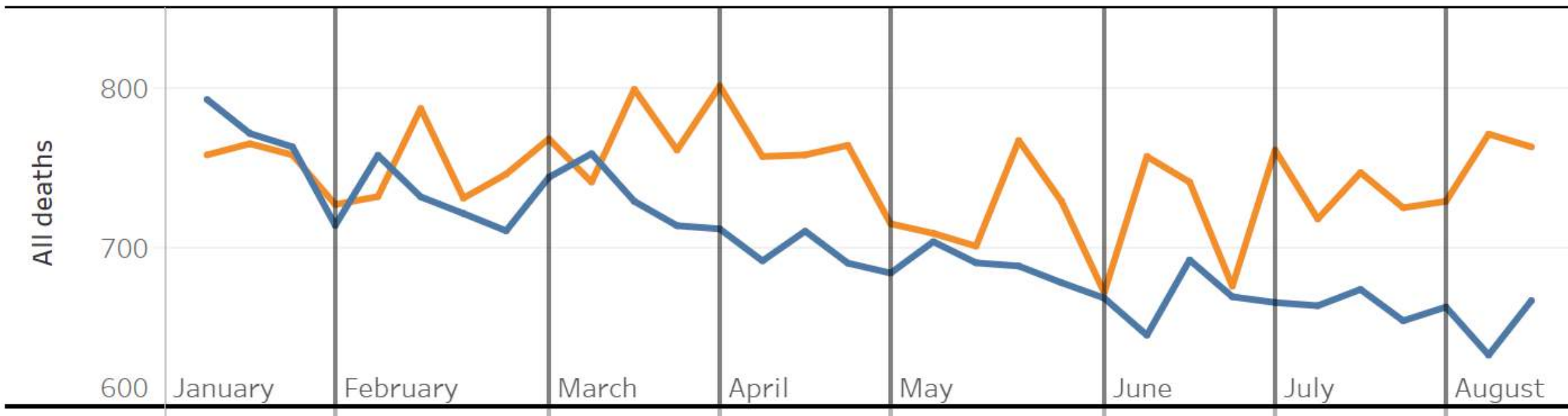




Death Trends: 2020 vs Prior Years

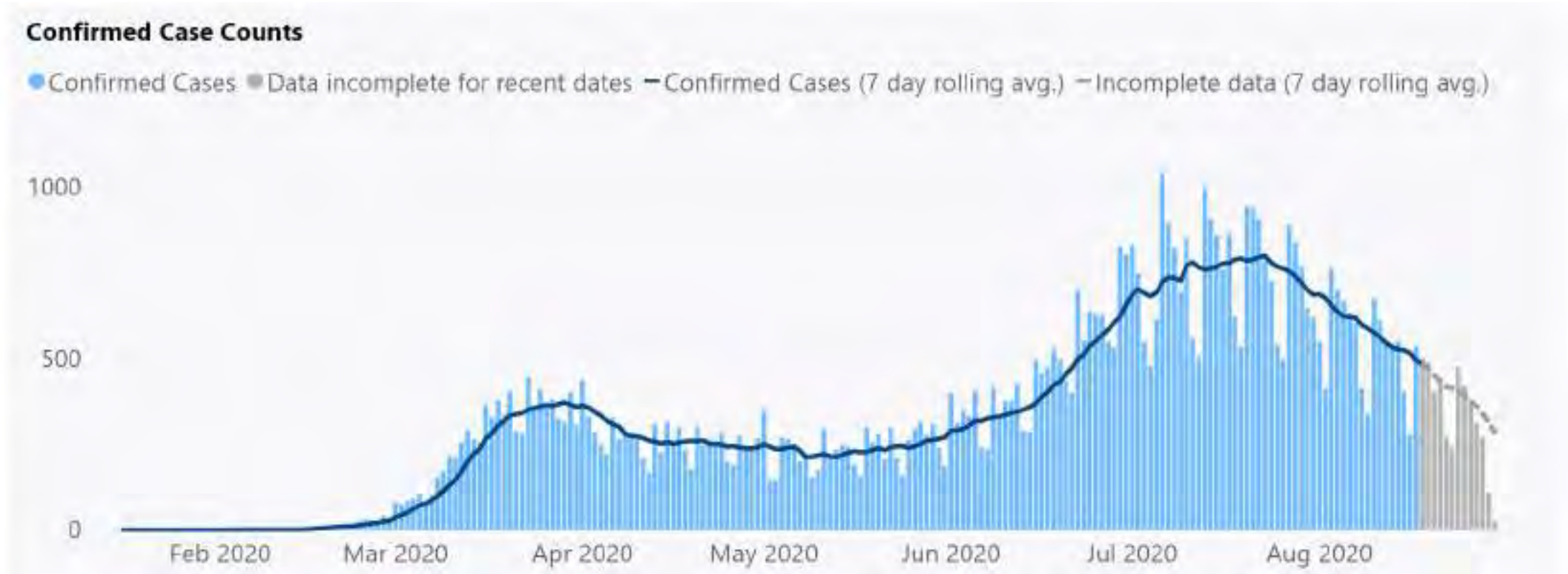
- 2020 deaths
- Historical average deaths

Weekly deaths in Oregon





New COVID-19 Cases Per Day

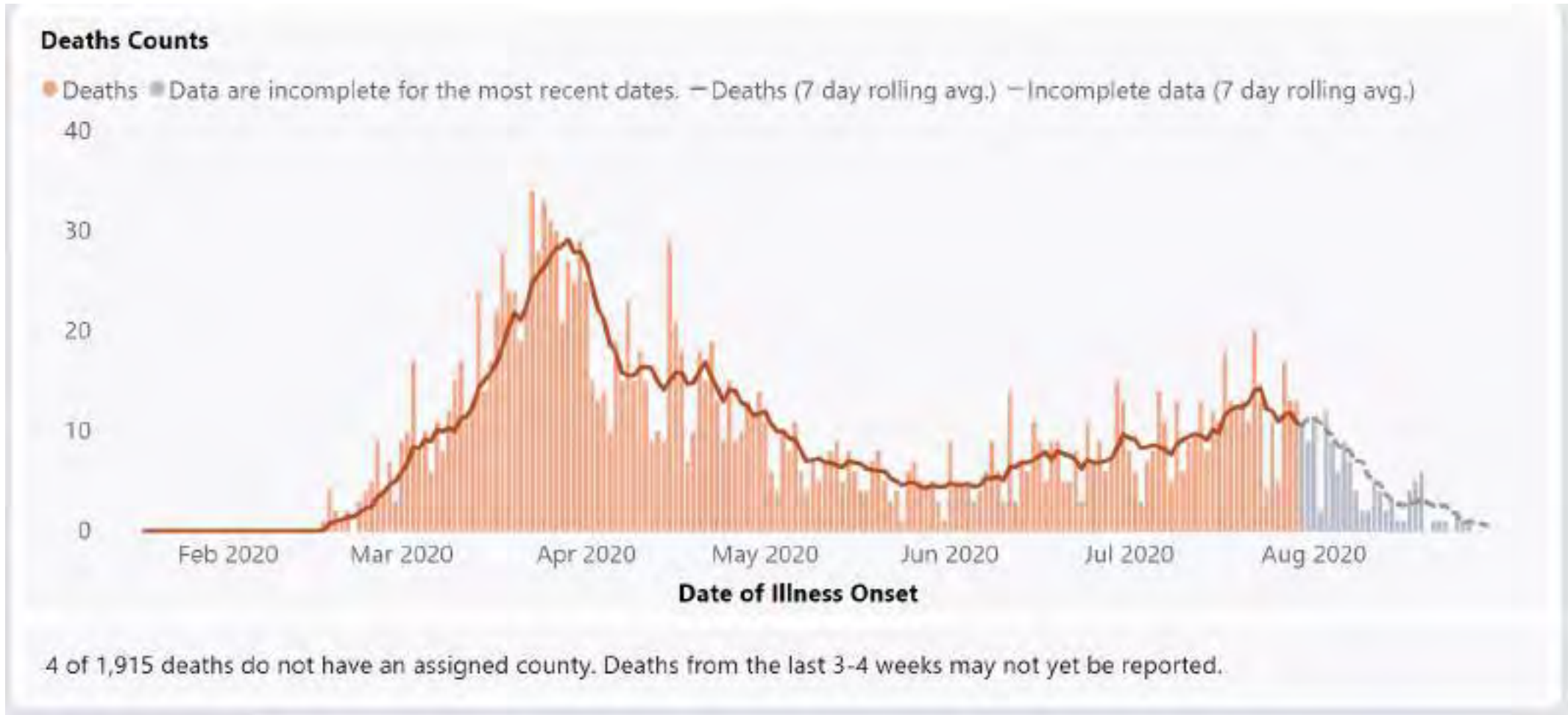


Date Symptoms Started





COVID-19 Deaths per Day





COVID-19 Counts by Race

Cases

Total Number	74,635
Unknown Race/Ethnicity (% of Total)	22,559
Total with Race/Ethnicity Available	52,076
Hispanic	22,165
Non-Hispanic White	19,708
Non-Hispanic Black	3,099
Non-Hispanic Asian	2,524
Non-Hispanic Multiracial	1,351
Non-Hispanic Native Hawaiian or Other Pacific Islander	1,301
Non-Hispanic Other Race	1,095
Non-Hispanic American Indian or Alaska Native	833

Deaths

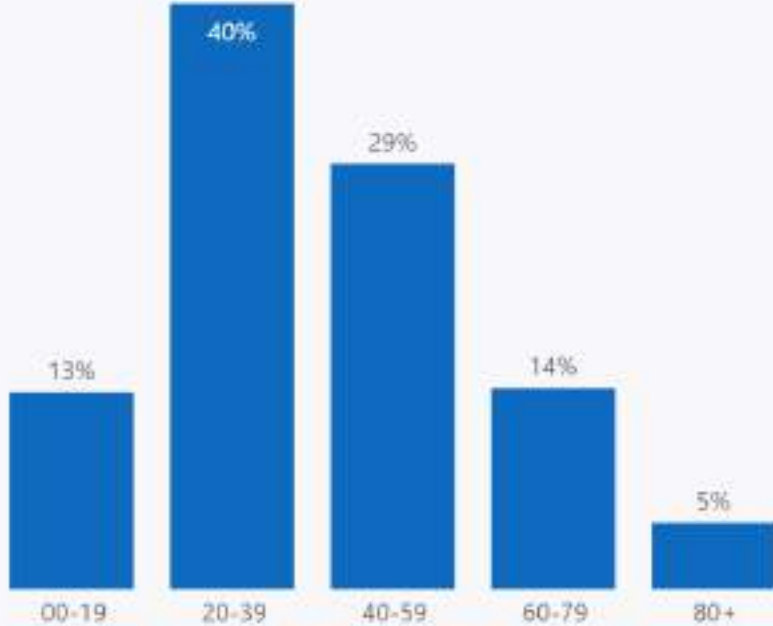
Total Number	1915
Unknown Race/Ethnicity (% of Total)	28
Total with Race/Ethnicity Available	1887
Non-Hispanic White	1272
Hispanic	267
Non-Hispanic Asian	145
Non-Hispanic Black	63
Non-Hispanic American Indian or Alaska Native	49
Non-Hispanic Other Race	39
Non-Hispanic Native Hawaiian or Other Pacific Islander	30
Non-Hispanic Multiracial	22



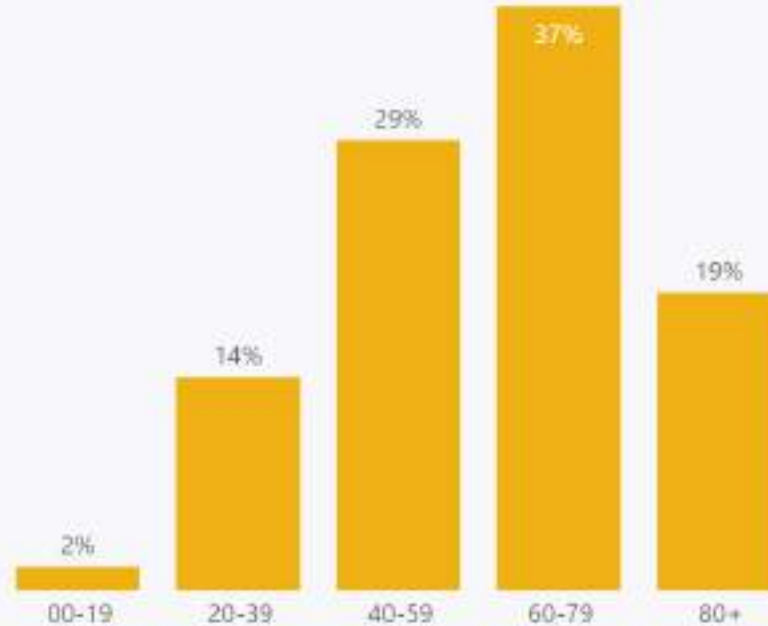


COVID-19 by Age Group

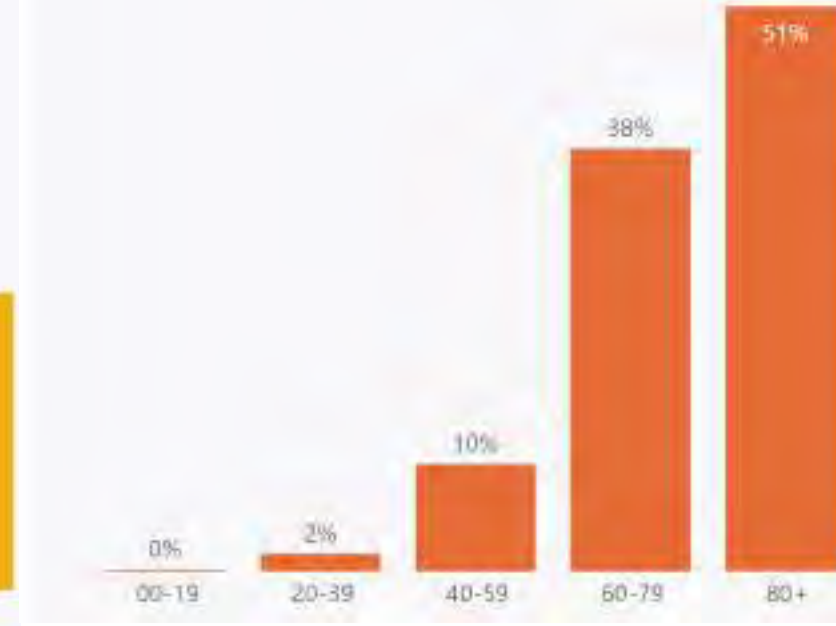
Cases



Hospitalizations



Deaths

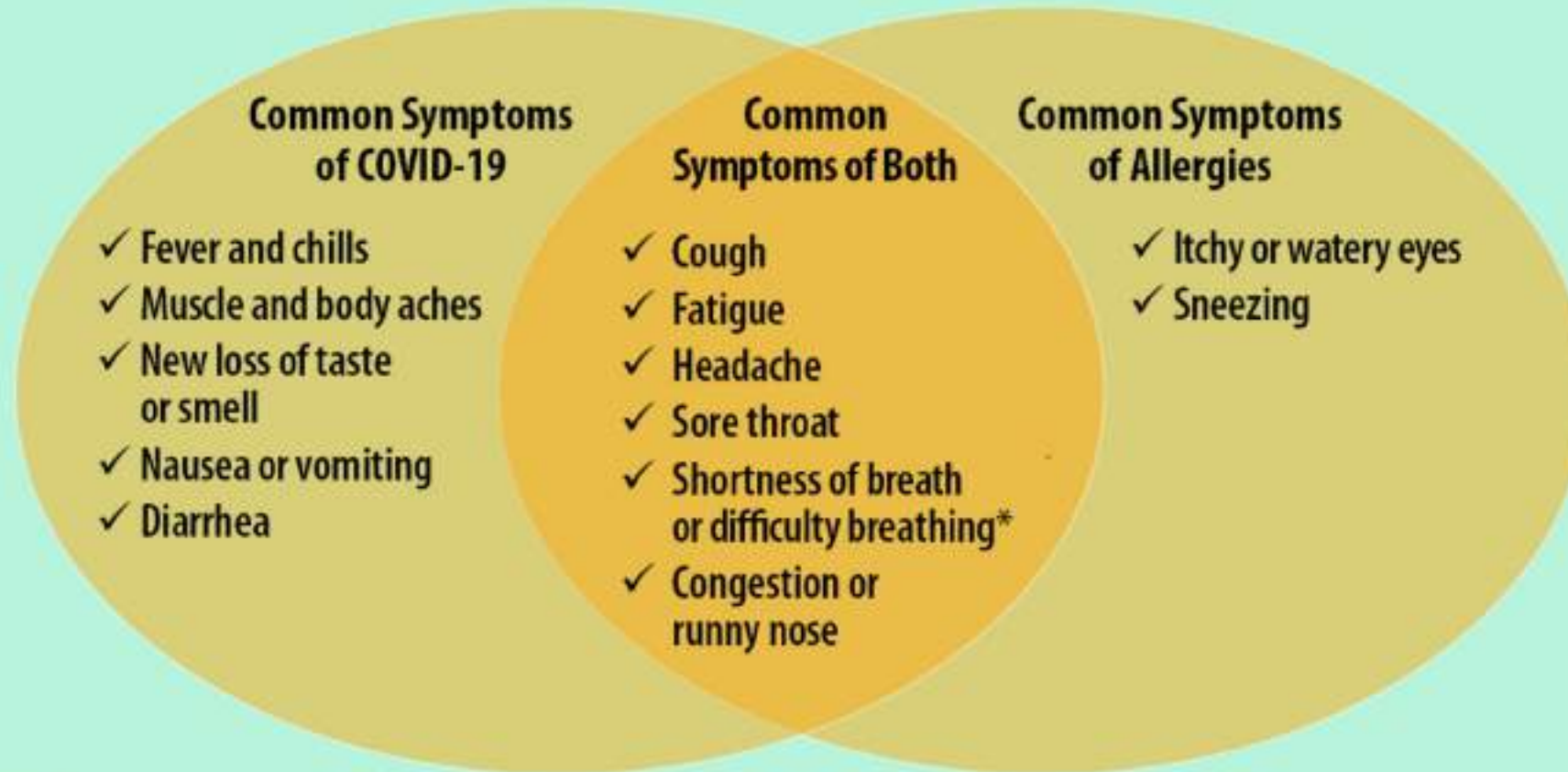




Behavioral Health Impacts after COVID-19 Shelter-at-Home Orders:

- The Washington Department of Health forecasts that “impacts from the COVID-19 outbreak and related government actions will likely cause **a surge in behavioral health symptoms across the state.**”
- Rates and types of symptoms are likely to **vary across stages** of the pandemic (see Figure) and the **effectiveness of the overall response effort**:
 - Population-wide, anxiety in early months may yield to depression and grief by months 2-3.
 - However, for children, youth, and parents, a return to school will likely trigger a new round of anxiety.
 - Research on cycles of response to disaster suggest that depression and suicidality may peak in October to December 2020, exacerbated by seasonal affective disorder and holidays. However, the extent to which the pandemic is controlled by this time will be the largest predictor.
- **Substance use issues may be impacted and substance-related disorders may increase**:
 - Approximately half of the individuals who experience a behavioral health diagnosis will develop a substance-related disorder, and vice versa. As a result, we can expect substance-related symptoms and disorders to increase as behavioral health symptoms and disorders increase. This will be true of adolescents as well as parents/caregivers.
 - Though many youth will not have had difficulty accessing substances while out of school, possible changes in drug market, return to ability to get wider variety of drugs, return to ability to shoplift, could lead to spikes in use or shifts in patterns of use.

COVID-19 and Seasonal Allergies



**Seasonal allergies do not usually cause shortness of breath or difficulty breathing, unless a person has a respiratory condition such as asthma that can be triggered by exposure to pollen.*

[cdc.gov/coronavirus](https://www.cdc.gov/coronavirus)



Keep your pets safe from COVID-19:

- 🐾 Keep pets away from people not in your household.
- 🐾 Keep pets away from sick people.
- 🐾 Do not put mask on pets.



cdc.gov/coronavirus

NCIRD-TT-08/14/2020



USA & World Case and Death Count



Total Cases
5,972,356

Total Deaths
182,622



Total Cases
25,488,637

Total Deaths
850,762



References

- https://public.tableau.com/profile/idaho.division.of.public.health#!/vizhome/DPHIdahoCOVID-19Dashboard_V2/Story1
- https://public.tableau.com/profile/oregon.health.authority.covid.19#!/vizhome/OregonHealthAuthorityCOVID-19DataDashboard/COVID-19EPICases?:display_count=y&:toolbar=n&:origin=viz_share_link&:showShareOptions=false
- <https://www.kingcounty.gov/depts/health/covid-19/data/impacts.aspx>
- <https://sharedsystems.dhsoha.state.or.us/DHSForms/Served/le2288K.pdf>
- <https://www.doh.wa.gov/Emergencies/NovelCoronavirusOutbreak2020COVID19/DataDashboard>
- <https://coronavirus.jhu.edu/map.html>
- <https://www.cdc.gov/coronavirus/2019-ncov/cases-updates/cases-in-us.html>
- <https://www.oregon.gov/oha/PH/DISEASESCONDITIONS/DISEASESAZ/Emerging%20Respiratory%20Infections/COVID-19-Weekly-Report-2020-07-15-FINAL.pdf>
- <https://www.oregon.gov/oha/PH/DISEASESCONDITIONS/DISEASESAZ/Emerging%20Respiratory%20Infections/Oregon-COVID-19-Projections-2020-07-08.pdf>
- <https://coronavirus.wa.gov/what-you-need-know/covid-19-risk-assessment-dashboard>

