



**NPAIHB**

*Indian Leadership for Indian Health*

# NPAIHB COVID-19 Weekly Update

Please sign in using the chat box:

Enter the tribe or organization you are representing  
and names of all people participating with you today

# Information for Today's Call

## Agenda

- ▶ **Welcome & Introduction:**
- ▶ **Updates on Present Situation**
  - ▶ Victoria and Heidi Lovejoy
- ▶ **COVID-19 and MCH Poll**
- ▶ **State Partner Updates**
- ▶ **Leg and Funding Update**
  - ▶ Laura Platero and Sarah Sullivan
- ▶ **NPAIHB Calls and Q&A**

## Guidelines

- ▶ Please place yourself on mute unless speaking
- ▶ Sign in, using chat box, with your tribe/organization and names of all participants
- ▶ Use the chat box for questions, for Q&A after updates and announcements

# NPAIHB COVID-19 Weekly Data Update

## 40 Portland Area I/T/Us reporting to date

- ▶ 31 tribal clinics/health programs; 6 IHS service units; 3 urban clinics
- ▶ Reports cover 81% of 43 tribes

## Portland Area Testing Data as of July 5:

	NPAIHB/ IHS-PAO*	IHS HQ**
▶ Total Tests:	12,691	12,501
▶ Positive:	988	967
▶ Negative:	11,186	10,895
▶ Cumulative Percent Positive: 7.8%* (7.7%**) (last week: 7.8%)		

## I/T/U PPE Supply Status

- ▶ Adequate (3+ mos): 10
- ▶ Limited (1-3 mos): 4
- ▶ Inadequate (<1 mo): 2
- ▶ Critical (>1 wk): 0

## I/T/U Test Kit Supply Status

- ▶ Adequate (3+ mos): 4
- ▶ Limited (1-3 mos): 10
- ▶ Inadequate (<1 mo): 3
- ▶ Critical (>1 wk): 0

\*Data reported to NPAIHB/IHS-PAO include some results for tribal members not tested at I/T/U clinics.

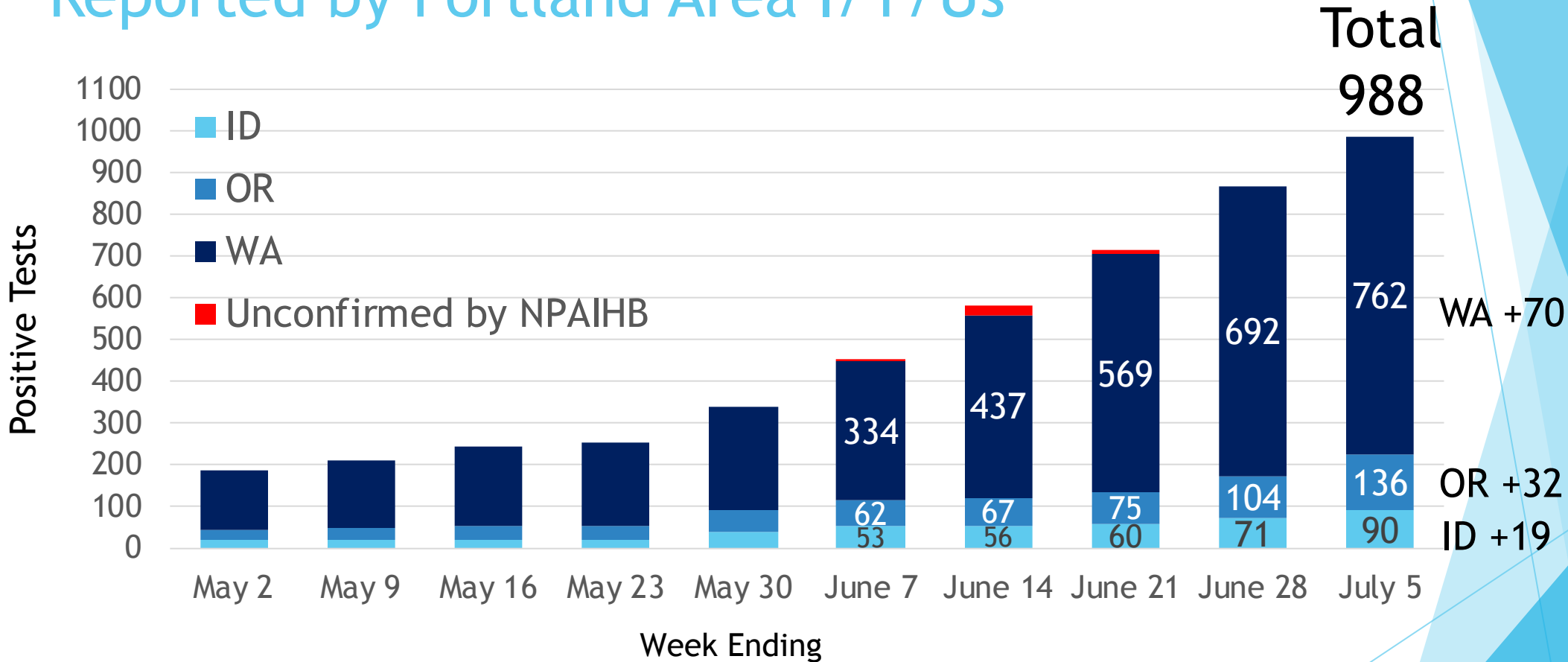
\*\*Data reported at [ihs.gov/coronavirus](https://www.ihs.gov/coronavirus)



**NPAIHB**

Indian Leadership for Indian Health

# Cumulative COVID-19 Positive Test Results Reported by Portland Area I/T/Us



\*Includes data from 40 I/T/Us for week ending July 4, plus preliminary data as of July 5, and individuals not tested at an I/T/U facility but known to be positive. Most recent data may include previously unreported positive tests.

# AI/AN COVID-19 Deaths Reported to NPAIHB or Indian Health Service

- ▶ 23 total deaths of AI/AN people in the Northwest have been reported to the NWTEC surveillance system or Indian Health Service as of 7/5
  - ▶ Includes 2 additional deaths reported since 6/28
  - ▶ All 23 deaths reported in WA
  - ▶ 1 early SNF death of an AI/AN individual from a member tribe, not reported in our data
  - ▶ 24 total deaths from surveillance and anecdotal data



**NPAIHB**

*Indian Leadership for Indian Health*

# NPAIHB COVID-19 Surveillance Survey

- ▶ **Data collection for Portland Area:**
  - ▶ Testing results & patient status
  - ▶ Clinic staffing, staff exposure/illness
  - ▶ PPE and test kit status
- ▶ **ALL tribes and I/T/U clinics should report:**
  - ▶ **Daily reporting required** for Abbott ID NOW analyzer sites
  - ▶ Other tribes: **daily** if possible, **weekly** at minimum

- ▶ **Report Online:**

<https://www.surveymonkey.com/r/NPAIHBCovid-19>

or email [tphep@npaihb.org](mailto:tphep@npaihb.org)  
for the fillable/printable report  
form or for technical assistance



**NPAIHB**

*Indian Leadership for Indian Health*

# National IHS data

Data are reported from IHS, tribal, and urban Indian organization facilities, though reporting by tribal and urban programs is voluntary. Data reflect cases reported to the IHS through 11:59 pm on July 5, 2020.

IHS Area	Tested	Positive	Negative
Alaska	55,610	175	44,804
Albuquerque	21,331	1,133	14,696
Bemidji	16,228	369	14,703
Billings	26,278	394	21,108
California	4,686	209	3,685
Great Plains	22,473	1,020	21,353
Nashville	10,925	1,184	9,272
Navajo	48,638	8,704	35,727
Oklahoma City	58,722	1,642	53,955
Phoenix	28,771	5,458	22,355
Portland	12,501	967	10,895
Tucson	3,524	276	3,110
<b>TOTAL</b>	<b>309,687</b>	<b>21,531</b>	<b>255,663</b>

## Cases By Area: (Highest to Lowest)

1. Navajo Nation
2. Phoenix Area
3. Oklahoma City
4. Nashville Area
5. Albuquerque
6. Great Plains Area
7. Portland Area
8. Billings
9. Bemidji
10. Tucson
11. California
12. Alaska



**STAY HOME  
STAY SAFE  
SAVE LIVES**

**NORTHWEST PORTLAND AREA  
INDIAN HEALTH BOARD**



Please limit your travel to hot spots

Please wear face masks, when outside your own home

Take care of yourselves



# Data Trends Update



**STAY HOME  
STAY SAFE  
SAVE LIVES**



# COVID-19 Epidemiology Update




Idaho  
Oregon  
Washington

**July 7, 2020**


Heidi Lovejoy, MSc  
Epidemiologist



# Total Case and Death Counts by State



cases: 8,052  
deaths: 94



cases: 10,395  
deaths: 215



cases: 35,898  
deaths: 1,359

 Increase from last week (6/30/2020)



cases: 2,300  
deaths: 3 



cases: 1,910  
deaths: 11 

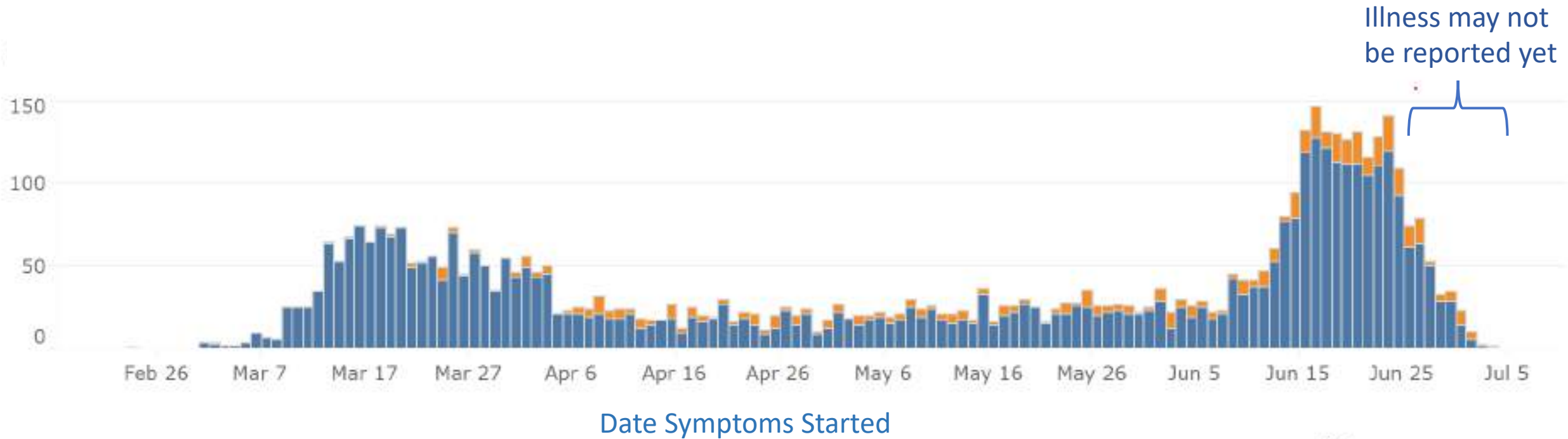


cases: 3,645  
deaths: 39 





# New COVID-19 Cases Per Day

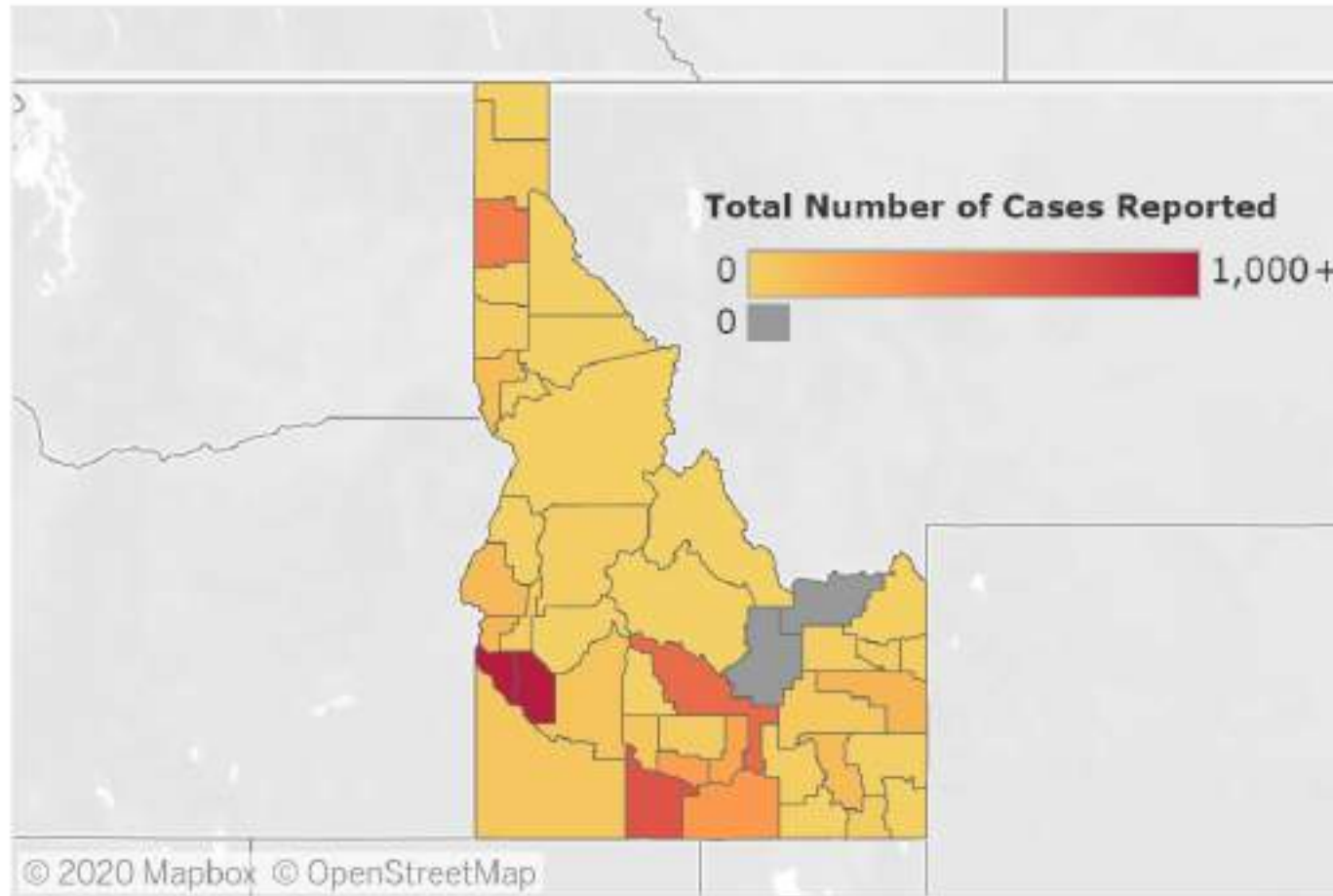


Confirmed by lab testing  
Probable case (not yet confirmed)





# Total Cases by County



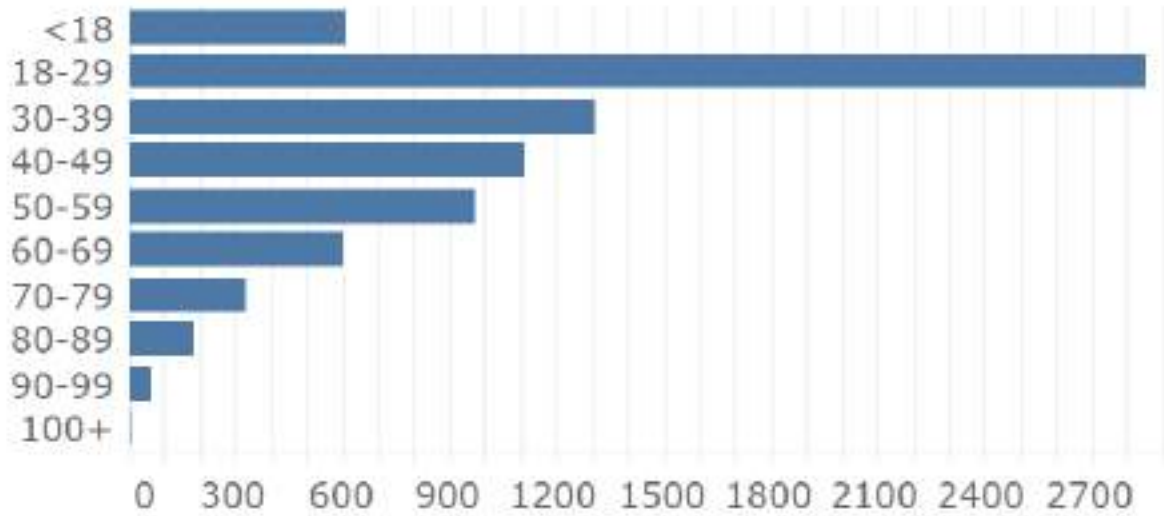
Cases reported in  
**42 of 44** counties



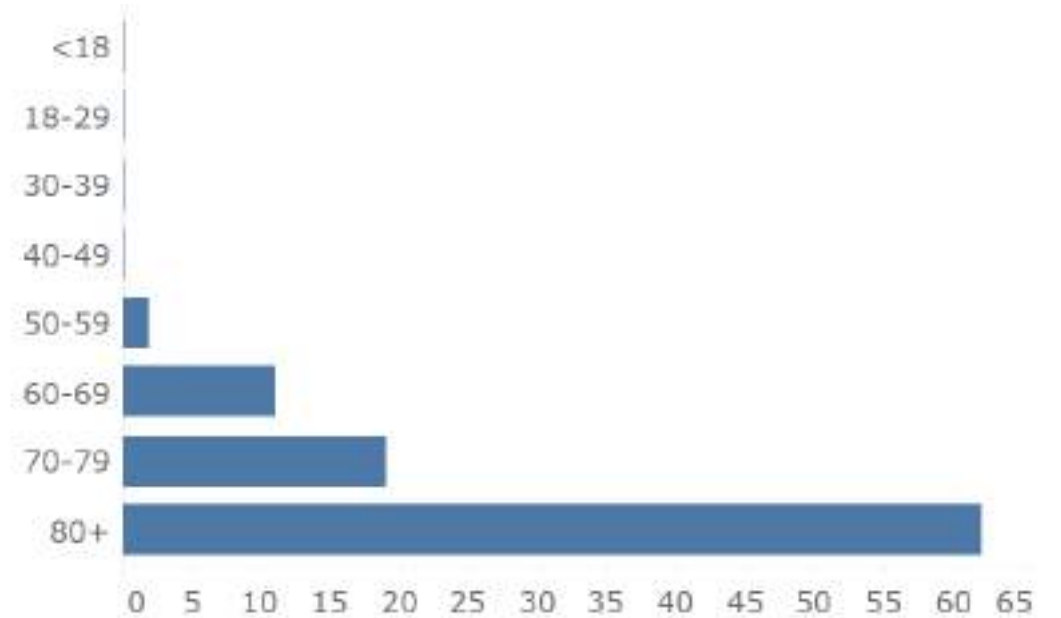


# COVID-19 Counts by Age

## Cases



## Deaths

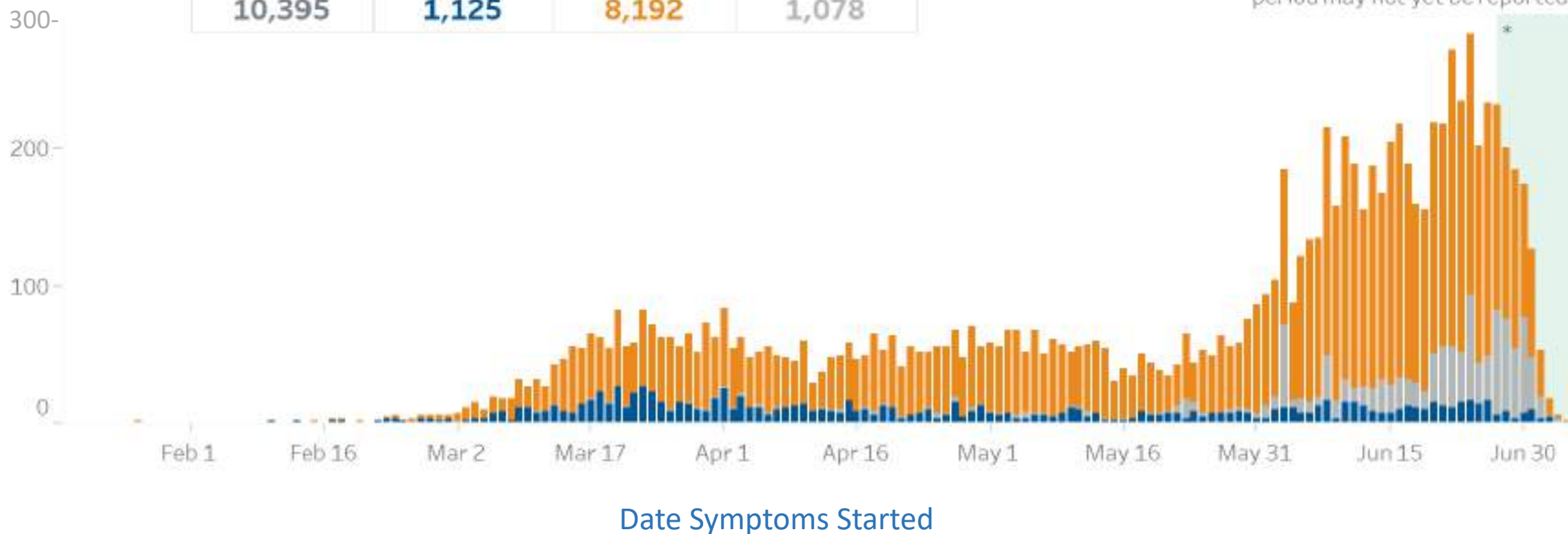




# New COVID-19 Cases Per Day

Total Cases	Hospitalized	Not Hospitalized	Hospitalization Status Unknown
10,395	1,125	8,192	1,078

\*Illnesses that began during this time period may not yet be reported.



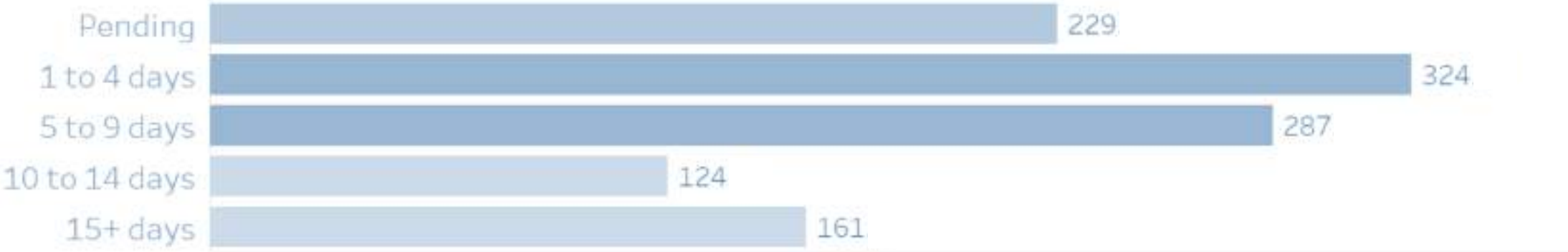


# COVID-19 Hospitalizations

**1,125** Oregonians have been **hospitalized** for COVID-19  
(About **11%** of confirmed cases)

**322** Oregonians received care in the **Intensive Care Unit (ICU)**  
(About **29%** of hospitalizations)

## Length of Hospital Stay



The median time spent in the hospital is **6 days**







# Masks Required Statewide

## Sign Template for Businesses

Face coverings required **indoors** starting **July 1**

- Includes public spaces and private businesses
  - Grocery stores, pharmacies, retail stores, health clinics, restaurants, hair salons, etc.
  - (Not in your home)
- Applies to employees and members of the public
- Details and exclusions available:

<https://govstatus.egov.com/OR-OHA-COVID-19>

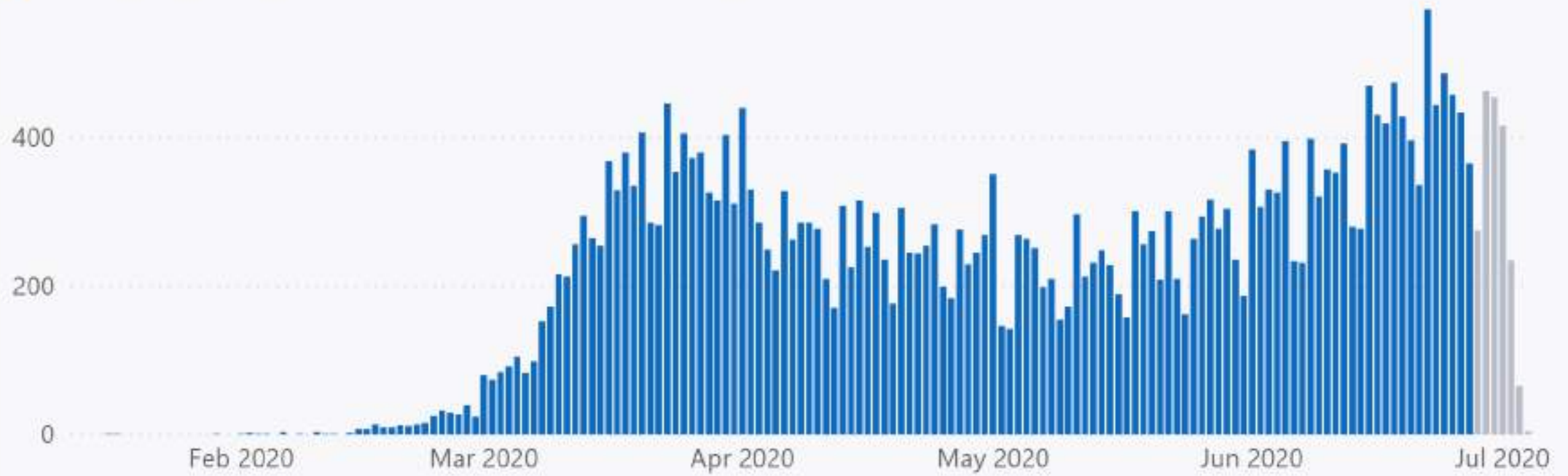




# New COVID-19 Cases Per Day

## Confirmed Case Counts

● Confirmed Cases ● Data are incomplete for the most recent dates.



Date Symptoms Started

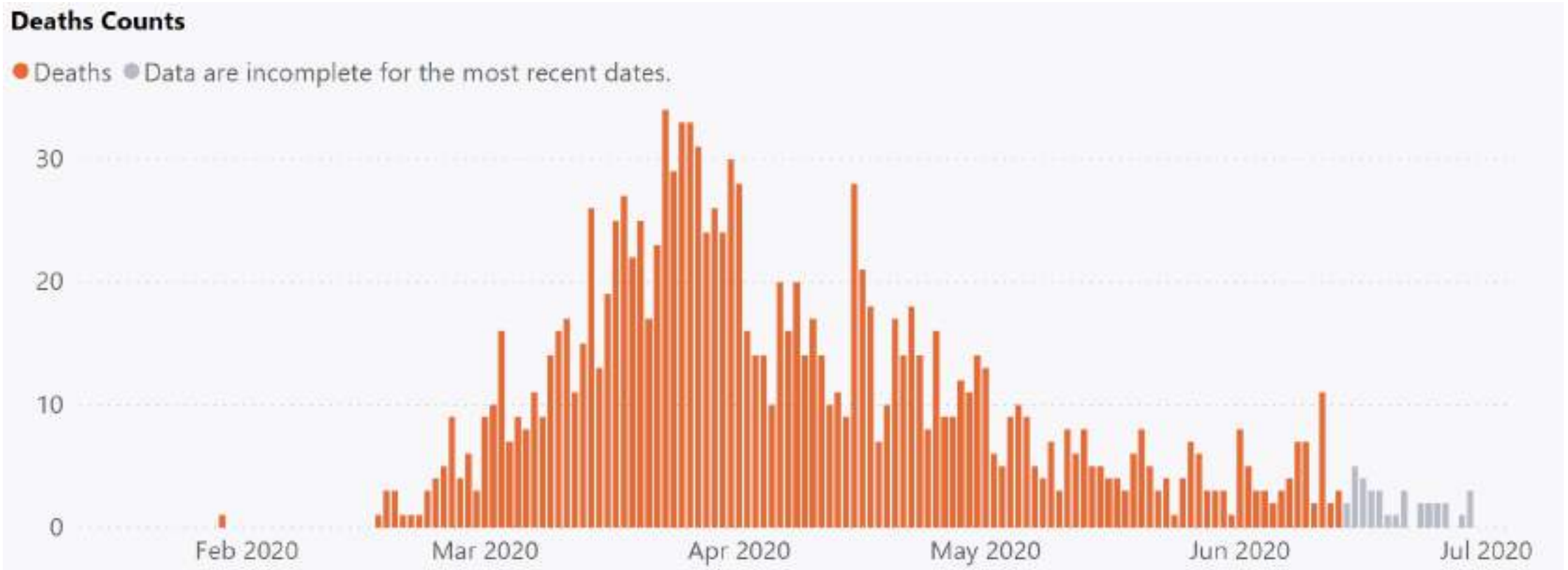




# COVID-19 Deaths Per Day

## Deaths Counts

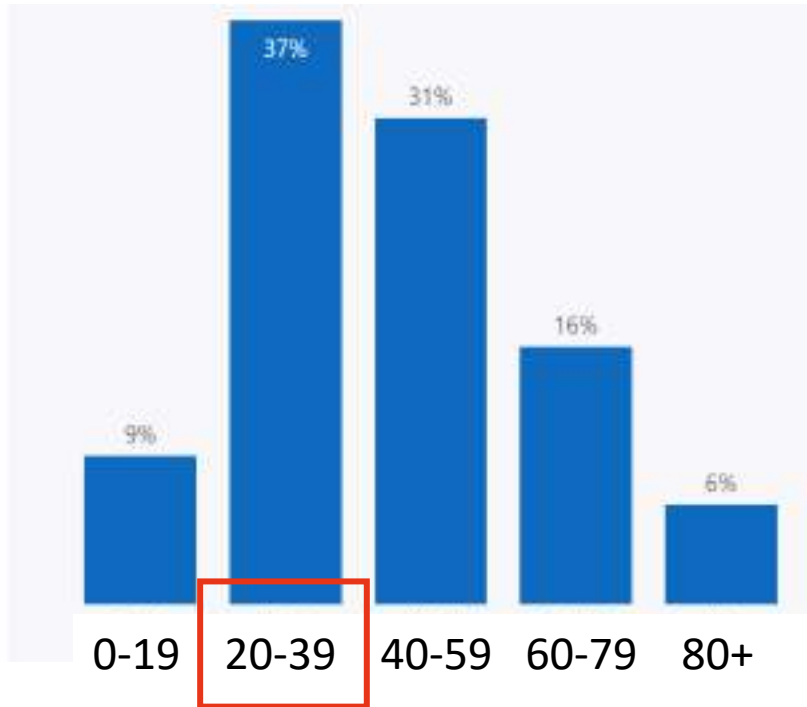
● Deaths ● Data are incomplete for the most recent dates.



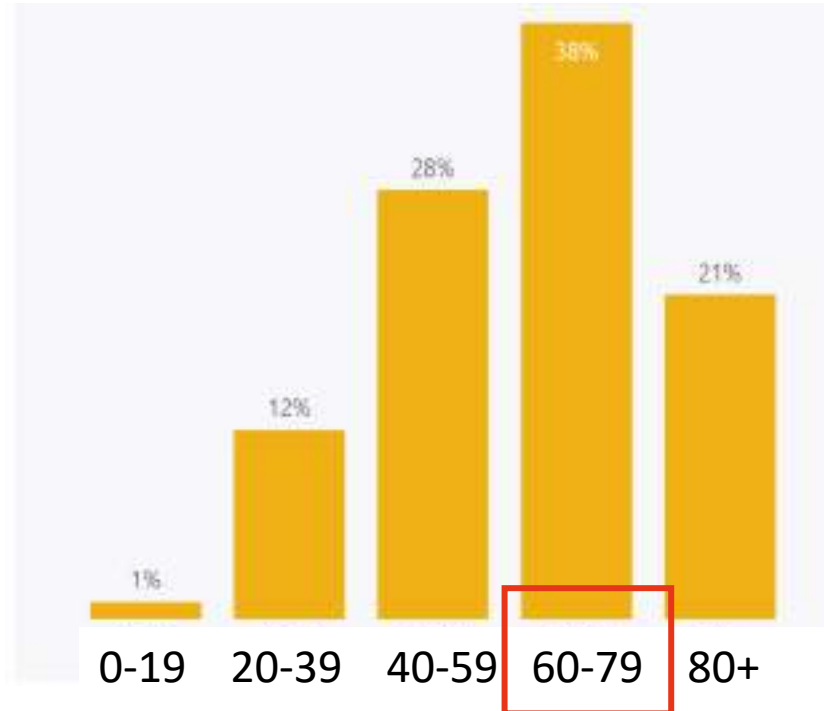


# COVID-19 by Age

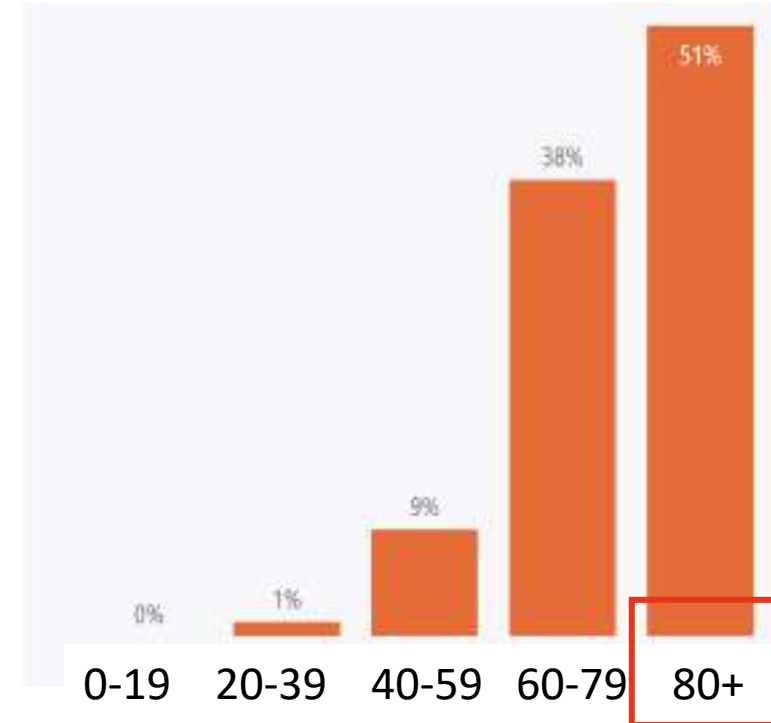
## Cases



## Hospitalizations



## Deaths



COVID-19 can affect people of any age. Adults in Washington have been tested and diagnosed with COVID-19 more frequently than children. However, children can still have and spread COVID-19.



# USA & World Case and Death Count



Total Cases  
**2,886,267**

Total Deaths  
**129,811**



Total Cases  
**11,756,373**

Total Deaths  
**541,085**



# References

- [https://public.tableau.com/profile/idaho.division.of.public.health#!/vizhome/DPHIIdahoCOVID-19Dashboard\\_V2/Story1](https://public.tableau.com/profile/idaho.division.of.public.health#!/vizhome/DPHIIdahoCOVID-19Dashboard_V2/Story1)
- [https://public.tableau.com/profile/oregon.health.authority.covid.19#!/vizhome/OregonHealthAuthorityCOVID-19DataDashboard/COVID-19EPICases?:display\\_count=y&:toolbar=n&:origin=viz\\_share\\_link&:showShareOptions=false](https://public.tableau.com/profile/oregon.health.authority.covid.19#!/vizhome/OregonHealthAuthorityCOVID-19DataDashboard/COVID-19EPICases?:display_count=y&:toolbar=n&:origin=viz_share_link&:showShareOptions=false)
- [https://public.tableau.com/profile/oregon.health.authority.covid.19#!/vizhome/OregonCOVID-19TestingandOutcomesbyCounty/OregonsCOVID-19TestingandOutcomesbyCounty?:display\\_count=y&:toolbar=n&:origin=viz\\_share\\_link&:showShareOptions=false](https://public.tableau.com/profile/oregon.health.authority.covid.19#!/vizhome/OregonCOVID-19TestingandOutcomesbyCounty/OregonsCOVID-19TestingandOutcomesbyCounty?:display_count=y&:toolbar=n&:origin=viz_share_link&:showShareOptions=false)
- <https://sharedsystems.dhsoha.state.or.us/DHSForms/Served/le2288K.pdf>
- <https://www.doh.wa.gov/Emergencies/NovelCoronavirusOutbreak2020COVID19/DataDashboard>
- [https://www.worldometers.info/coronavirus/?utm\\_campaign=homeAdUOA?Si](https://www.worldometers.info/coronavirus/?utm_campaign=homeAdUOA?Si)
- <https://www.cdc.gov/coronavirus/2019-ncov/cases-updates/cases-in-us.html>





# Maternal Child Health Polling



[This Photo](#) by Edward Curtis Collection is licensed under [CC BY-SA](#)



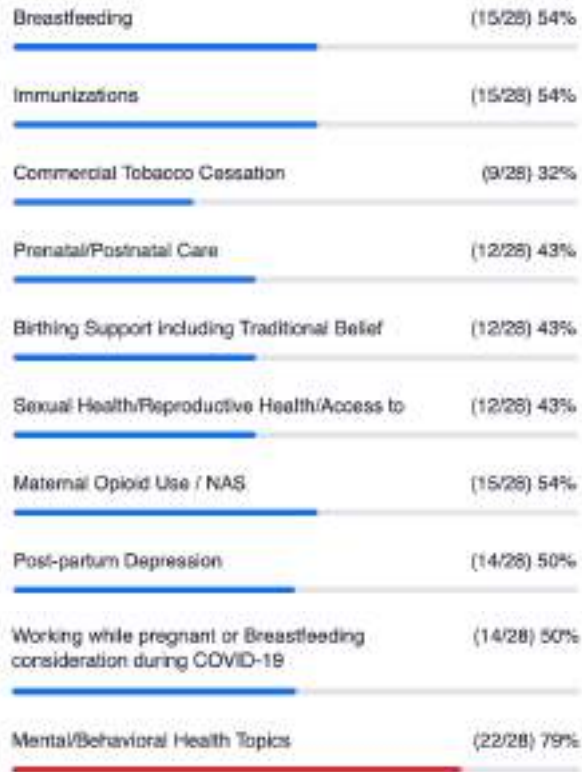
[This Photo](#) by Unknown Author is licensed under [CC BY-SA-NC](#)

# Maternal Child Health Polling Results

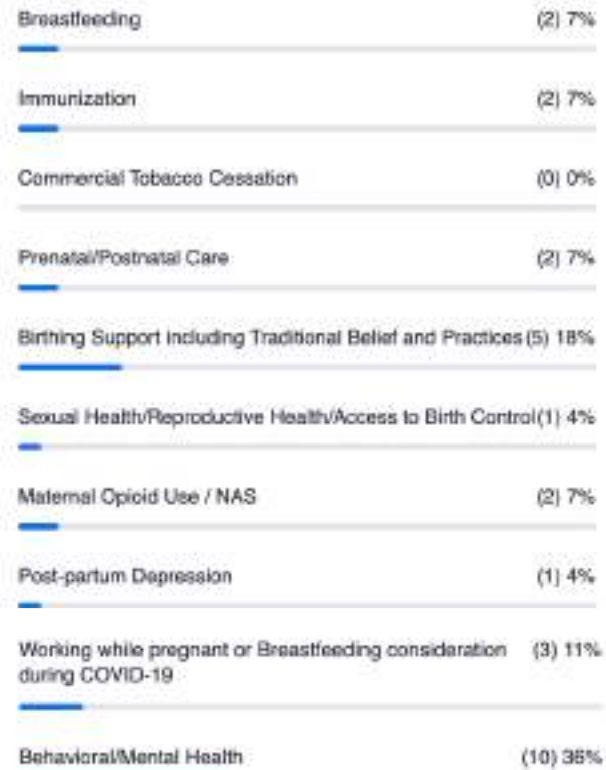
1. Would Tribal Programs be interested in having a Maternal Child Health (MCH) specific ECHO or regular monthly MCH conference call for clinician or tribal program who are trying to address emerging MCH related issues?



2. Which of the following MCH Topic Areas are you interested in? (Mark all that apply)(Multiple Choice)



3. Which of these MCH Topics is Your Top Priority (select one)?



- Live poll
- 28 respondents



# State Partner Update



**STAY HOME  
STAY SAFE  
SAVE LIVES**

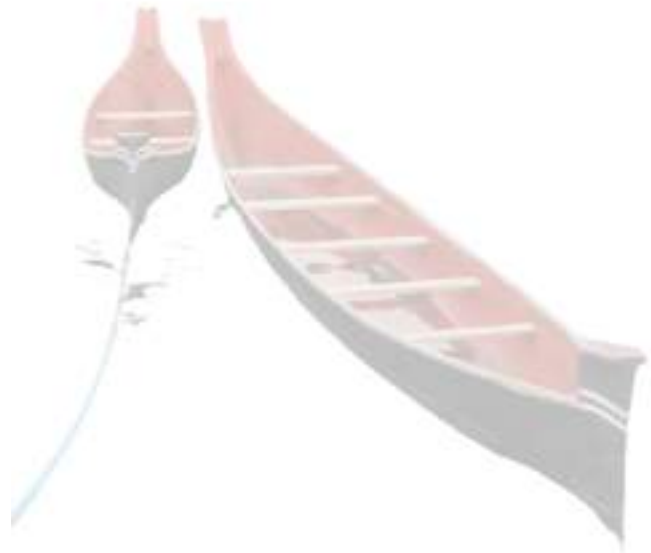


# Legislative and Funding Update



**NPAIHB**

*Indian Leadership for Indian Health*



**STAY HOME  
STAY SAFE  
SAVE LIVES**



# Appropriations & Budget Formulation

- **FY 2021 Appropriations:**
  - July 7: House Labor-HHS-education Subcommittee Markup
  - July 7: House Interior Subcommittee Markup
  - July 10: Interior-Environment Full Committee Markup
  - NPAIHB submitted IHS and HHS House and Senate testimony
- **FY 2022 Budget Requests:**
  - NPAIHB submitted HHS/IHS testimony on 5/1/20
  - National Tribal Budget Formulation Workgroup submitted testimony for IHS Funding on 5/1/20

[https://www.nihb.org/legislative/budget\\_formulation.php](https://www.nihb.org/legislative/budget_formulation.php)
- **FY 2022 IHS Budget Formulation Evaluation/FY 2023 Planning Meeting**
  - Virtual meeting being scheduled.



# H.R. 2 INVEST in America Act

- **Introduced by Rep. DeFazio (D-OR) on 6/11/20 and passed in the House on 7/1/20:** Tribal provisions include:
  - Sec. 34104. 21st Century Indian Health Program Hospitals and Outpatient Health Care Facilities. Provides \$5 billion in total funding for fiscal years 2021 through 2025 for the planning, design, construction, modernization, and renovation of hospitals and outpatient health care facilities within the IHS.
  - Sec. 81611—81612 in a Tribal Water Infrastructure section, provides needed funding for the planning, design, construction, modernization, improvement, and renovation of water, sewer, and solid waste sanitation facilities located on tribal land that are listed on the Indian Health Service’s Sanitation Facilities Deficiency List.



# S.3937 - the Special Diabetes Program Reauthorization Act of 2020

- **Introduced by Senator McSally alongside Senator Sinema and Senator Murkowski.** This crucial bill would:
  - Provide 5 years of guaranteed funding for the life-saving Special Diabetes Program for Indians (SDPI);
  - Increase SDPI funds to \$200 million overall – the first increase in sixteen years; and,
  - Authorize Tribes and Tribal organizations to receive SDPI awards through P.L. 93-638 self-determination and self-governance contracts and compacts.
  - Template letter of support link in our last leg and policy update.

# To Reach Us for Questions

## Primary Contact:

- ▶ Contact: Victoria Warren-Mears
- ▶ Cell Phone (call or text): 503-998-6063
- ▶ E-mail: [vwarrenmears@npaihb.org](mailto:vwarrenmears@npaihb.org)
- ▶ Web site assistance:  
[www.npaihb.org/covid-19](http://www.npaihb.org/covid-19)