

Birth risks and outcomes among American Indian and Alaska Native women in **Idaho**

Data from Improving Data & Enhancing Access – Northwest (IDEA-NW) Project (Northwest Tribal EpiCenter) and ID Bureau of Vital Records & Health Statistics



Notes

The data presented come from linked birth certificates from years 2006-2010. Race information on birth certificates may not be correctly recorded if the mother or father isn't asked directly. The IDEA-NW Project compared parents' information on state birth certificates to the Northwest Tribal Registry to more completely represent Native mothers and infants. This results in more complete and accurate data for Northwest AI/AN. Please contact us if you are interested in additional data for your community.

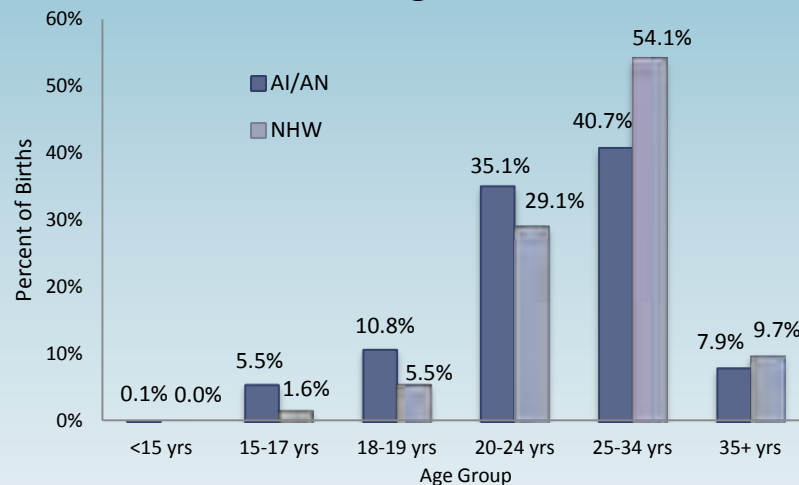
Characteristics of Mothers

- **AI/AN:** American Indian/Alaska Native
- **NHW:** Non-Hispanic White

Demographic Characteristics of Mothers

	AI/AN	NHW
Marital Status		
Married	48.4%	78.6%
Unmarried	51.6%	21.4%
Education		
≤12th grade, no Diploma/GED	24.2%	9.2%
Diploma/GED or higher	75.8%	90.8%
WIC use (Special Supplemental Nutrition Program for Women, Infants, and Children)	61.2%	34.5%

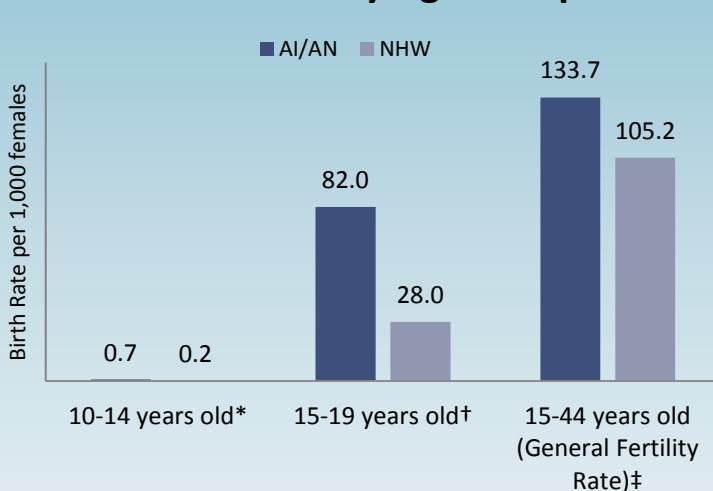
Maternal Age at Birth



Average Maternal Age By Race:

- AI/AN: 25 yrs
- NHW: 27 yrs

Birth Rates by Age Group



Physical Characteristics of Mothers

	AI/AN	NHW
Pre-Pregnancy Body Mass Index (BMI)		
Normal or Underweight (<25)	41.9%	56.5%
Overweight or Obese (≥25)	58.1%	43.5%
Pre-Pregnancy Diabetes	1.2%	0.6%
Pre-Pregnancy Hypertension	1.1%	1.0%

***Birth Rate (10-14 years old):**

births to females ages 10-14 per 1,000 females ages 10-14 per year

†**Birth Rate (15-19 years old):**

births to females ages 15-19 per 1,000 females ages 15-19 per year

‡**General Fertility Rate (GFR) (15-44 years old):**

live births to females 15-44 per 1,000 females ages 15-44 per year

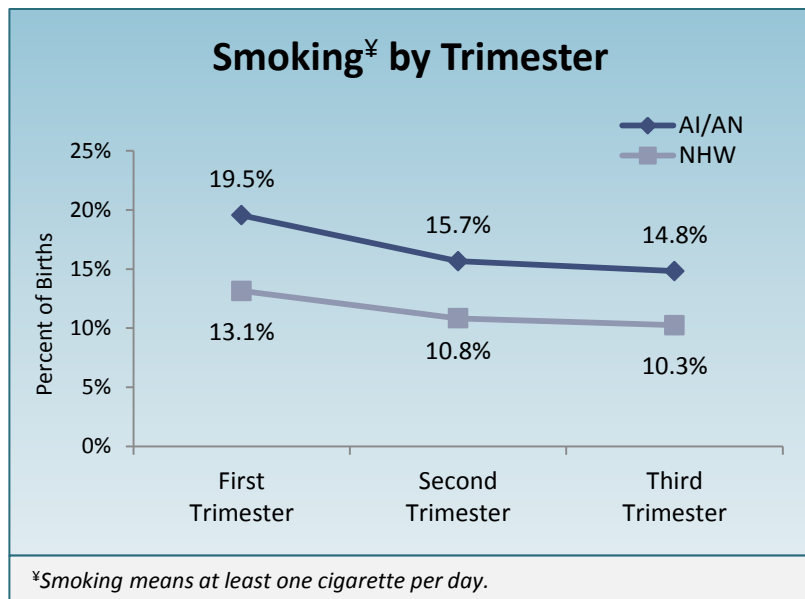
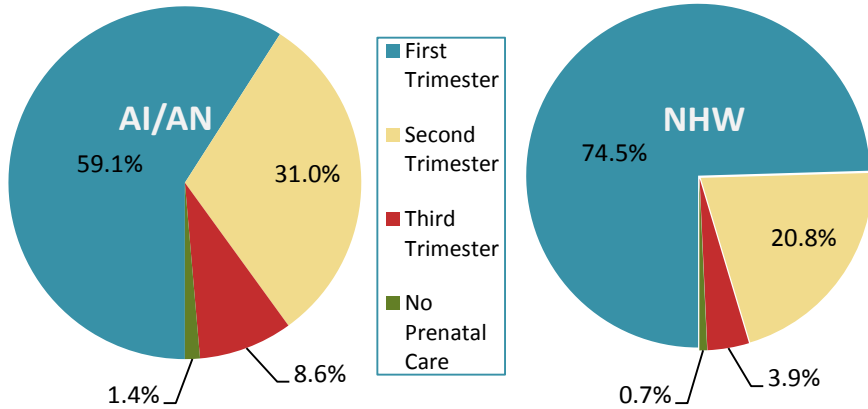


Characteristics of Pregnancies & Births

Characteristics of Pregnancies		
	AI/AN	NHW
Gestational Diabetes	4.6%	3.7%
Gestational Hypertension	6.8%	6.5%
Any Smoking During Pregnancy	20.2%	13.5%
Mothers With STIs (includes HIV, chlamydia, syphilis, gonorrhea, and herpes)	5.8%	3.1%

Characteristics of Births		
	AI/AN	NHW
Gestational Age		
Preterm (<37 wks)	9.8%	8.7%
Term (≥37 wks)	90.2%	91.3%
Method of Delivery		
Vaginal	72.4%	77.0%
Cesarean	27.6%	23.0%
Birth Weight		
Low (<2500 g)	6.7%	6.1%
Normal (2500 to <4000 g)	83.8%	85.5%
High (≥4000 g)	9.5%	8.4%
Breastfeeding when leave hospital		
Yes	83.3%	89.3%
No	16.7%	10.7%

Trimester Entered Prenatal Care



For more information please contact:

Suzanne Zane, DVM

Maternal and Child Health Epidemiologist

Phone: 503-416-3293

E-mail: szane@npaihb.org

Website: http://www.npaihb.org/epicenter/project/improving_data_enhancing_access_northwest_idea_nw/