



2017 GPRA DENTAL MEASURES

Mary Brickell

IT Specialist/Area GPRA Coordinator

WHAT WAS NEW IN 2017

SITES NO LONGER REPORTING GPRA

- FOIA
 - Grand Ronde
 - Kootenai
 - Quileute
- NextGen
 - Siletz
- EPIC
 - Tulalip

WHAT'S COMING...

- **Integrated Data Collection System (IDCS)**
 - Starting October 1st 2017 the 2018 GPRA data will be pulled from the National Data Warehouse (NDW)
 - Report Period Changes from July-June to **October-September**
 - Denominator will change from Active Clinical to Official User Population (Dental Measures use User Pop)

2017 Dental Measures

Access to Dental Services

*During FY 2017, achieve the target rate of **29.7%** for the proportion of patients that obtain access to dental services.*

2015 target – 27.9%

2016 target – 29.3%

Target increased by 0.4%

2017 Dental Measures

Access to Dental Services

Logic: All patient in the *user population* with a documented dental visit *during the Report Period*

Dental exams are searched for in the following way:

- *Dental Codes: 0000 , 0190 or 0191*
- *CPT Codes: D0190 or D0191*
- *POV/ICD-9 V72.2*
- *ICD-10 Codes: Z01.20 or Z01.21*
- *Exam Code: 30 (Dental)*
- *Any PRC visit with an ADA code*

RESULTS – DENTAL ACCESS

	User Pop	Dental Visit	%	# Needed
2015	82,238	28,871	35.1%	MET
2016	73,975	25,043	33.9%	MET
2017	67,890	23,648	34.8%	MET

**Exceeded Target
by 5.1%**

2017 Dental Measures

Dental Sealants

*During FY 2017, achieve the target rate of **16.6%** for the proportion of patients ages 2 through 15 with at least one or more intact dental sealants .*

2015 target – 14.1%

2016 target – 14.8%

Target increased by 1.8%

2017 Dental Measures

Dental Sealants

Age of patient is calculated at the beginning of the Report Period.

Dental Sealants are searched for in the following way:

During the Report Period

- *Dental Codes: 1351, 1352 or 1353*
- *CPT Codes: D1351, D1352 or D1353*

During the past 3 years from the end of the Report Period

- *Dental Code: 0007 (Sealant Present – No additional sealants indicated)*
- *Any PRC visit with the above ADA codes*

RESULTS - SEALANTS

	Patients 2-15	Sealants	%	# Needed
2015	19,770	3,364	17.0%	MET
2016	17,517	2,914	16.6	MET
2017	15,938	2,933	18.4%	MET

**Exceeded Target
by 1.8%**

2017 Dental Measures

Topical Fluoride

*During FY 2017, achieve the target rate of **29.9%** for the proportion of patients age 1 through 15 who received one or more topical fluoride applications .*

2015 target – 26.4%

2016 target – 28.3%

Target increased by 1.6%

2017 Dental Measures

Topical Fluoride

Fluoride applications are searched for in the following way:

- *ADA Codes: 1201, 1203, 1204, 1205 (old codes), 1206 , 1208 or 5986*
- *CPT Codes: D1201, D1203, D1204, D1205 (old codes) D1206, D1208, D5986 or 99188*
- *POV/ICD-9: V07.31*
- *Any PRC visit with the above codes*

RESULTS – TOPICAL FLUORIDE

	Patients 1-15	w/Topical Fluoride	%	# Needed
2015	20,912	7,389	35.3%	MET
2016	18,547	6,531	35.2%	MET
2017	16,879	6,310	37.4%	MET

**Exceeded Target
by 7.5%**



PERFORMANCE IMPROVEMENT TIPS

- If your facility's dental visits are paid for with PRC funds, ensure the final payment for each purchase order is posted (paid)
- ADA Codes are entered
- The PRC to PCC link is set to pass data.

NATIONAL GPRA MEASURES

Diabetes:

2017 Final Dashboard - Portland Area						
	2017 Target	2016 Final	Num.	Dem.	2017*	# Needed
Good Glycemic Control <8	48.4	49.5	2853	5776	49.4	0
Controlled BP <140/90	63.8	70.9	4123	5776	71.4	0
Statin Therapy	61.9	61.4	2560	4015	63.8	0
Nephropathy Assessed	63.3	67.6	3651	5776	63.2	6
Retinopathy Assessed	63.1	55.2	3220	5767	55.8	419

NATIONAL GPRA MEASURES

Immunizations:

2017 Final Dashboard - Portland Area						
	2017 Target	2016 Final	Num.	Dem.	2017*	# Needed
Influenza 6 mos-17 yrs	37.1	36.8	4855	13610	35.7	195
Influenza 18+	38.7	39.4	12742	33404	38.1	186
Pneumococcal 65+	86.7	83.4	3539	4244	83.4	141
Active IMM 4313*314	74.8	0.0	456	750	60.8	105

NATIONAL GPRA MEASURES

Cancer Screenings:

2017 Final Dashboard - Portland Area						
	2017 Target	2016 Final	Num.	Dem.	2017*	# Needed
Pap Smear Rates 24-64	56.1	50.7	5895	12163	48.5	929
Mammogram Rates 52-64	56.7	49.6	1745	3800	45.9	410
Colorectal Cancer 50-75	40.2	42.1	4778	11451	41.7	0
Tobacco Cess Counsel/Quit	53.2	48.6	7307	15312	47.7	839

NATIONAL GPRA MEASURES

Behavioral Health Screenings:

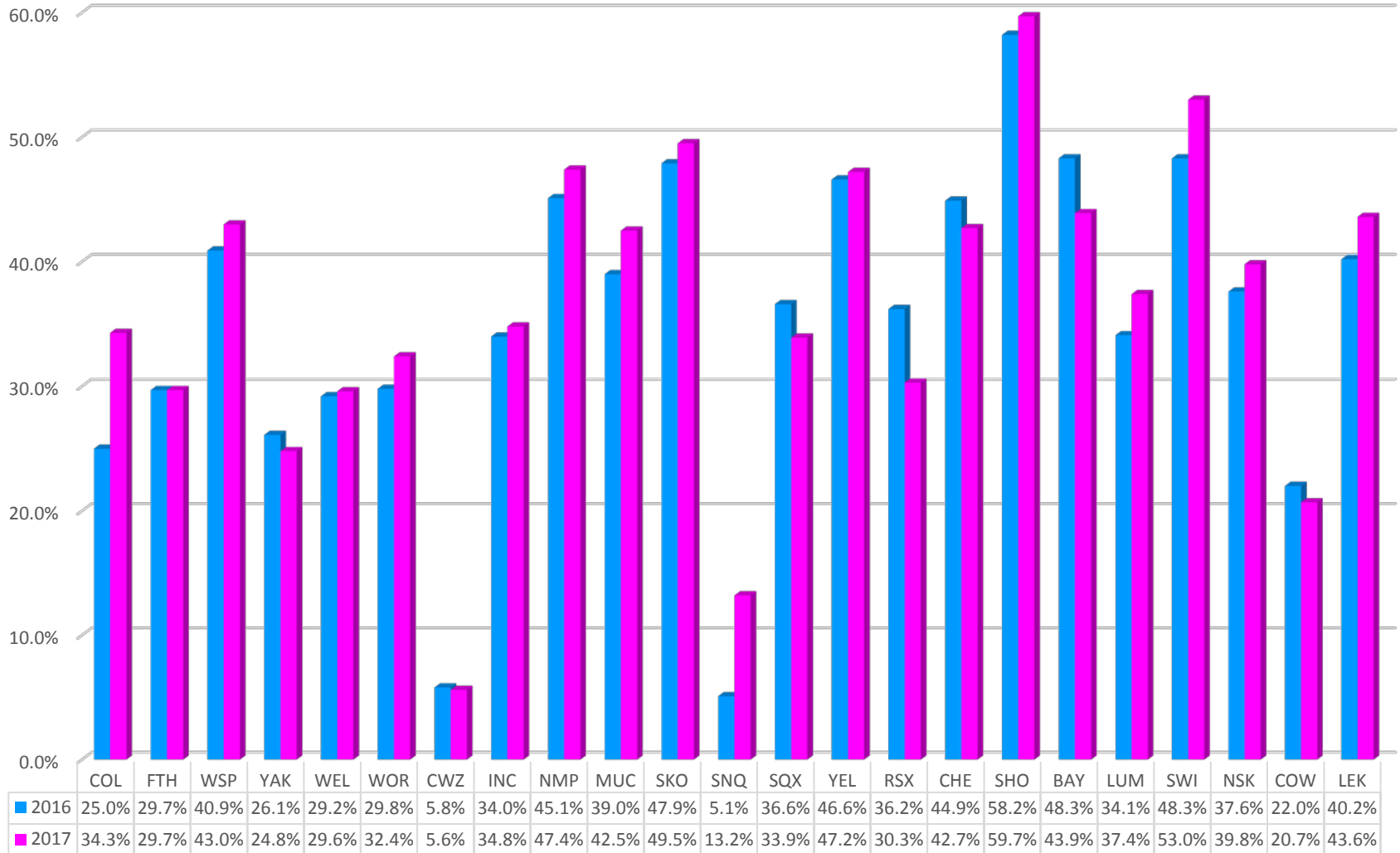
2017 Final Dashboard - Portland Area						
	2017 Target	2016 Final	Num.	Dem.	2017*	# Needed
Alcohol Screen 12-75	Baseline	61.9	24268	38102	63.7	N/A
SBIRT 9-75	Baseline	0.9	47	3124	1.5	N/A
IPV/DV Screen 14-46	65.3	58.4	7645	12506	61.1	522
Depression Screen 18+	Baseline	32.9	2235	5098	43.8	N/A
Depression Screen 18+	70	63.2	21088	33404	63.1	2295
Antidepressant Med Mgmt - APT	Baseline	36.8	324	771	42.0	N/A
Antidepressant Med Mgmt - CONPT	Baseline	16.6	135	771	17.5	N/A

NATIONAL GPRA MEASURES

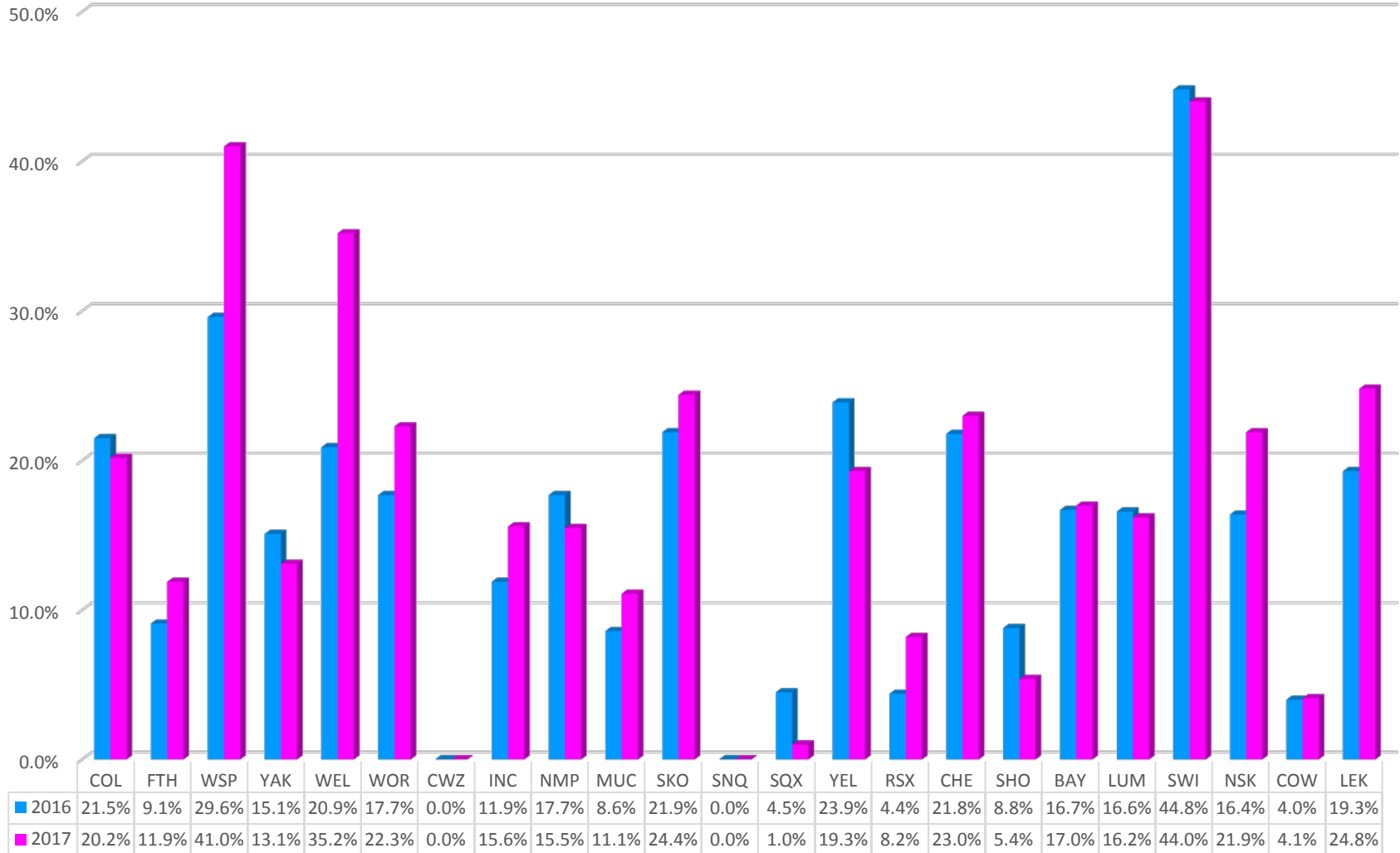
Other Screenings:

2017 Final Dashboard - Portland Area						
	2017 Target	2016 Final	Num.	Dem.	2017*	# Needed
Childhood Weight Control	22.8	27.3	491	1693	29.0	-105
Controlling High BP-MH	59.7	60.4	4509	7487	60.2	0
CVD Statin Therapy	Baseline	45.8	3587	7601	47.2	N/A
HIV Screening Ever	41.9	37.1	19354	47631	40.6	604
Breastfeeding Rates	36.4	44.3	52	99	52.5	0

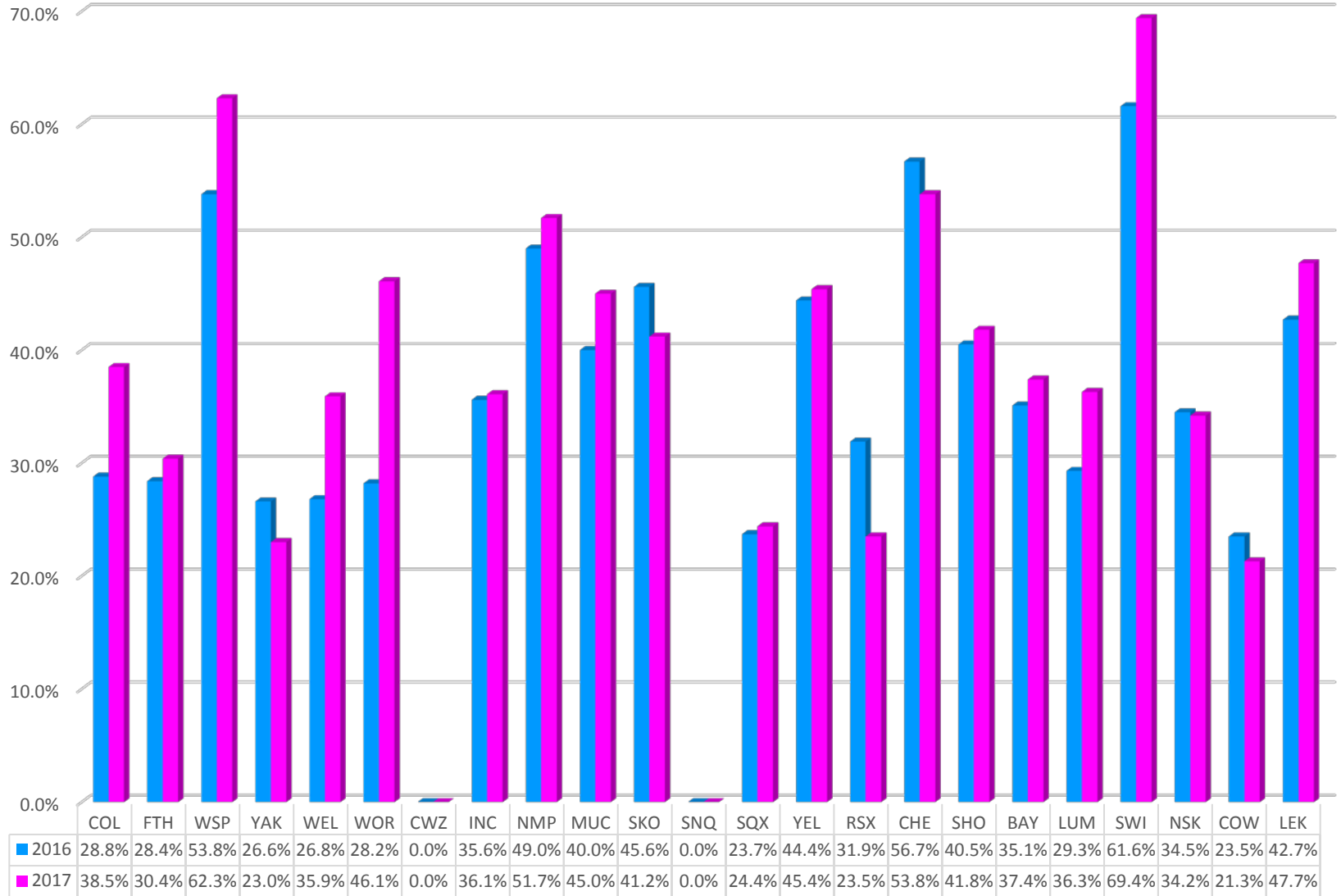
Dental Access



Sealants



Topical Fluoride



Thank you!!



Mary Brickell

Mary.Brickell@ihs.gov

(503) 414-7754