



NPAIHB

Indian Leadership for Indian Health

NPAIHB COVID-19 Weekly Update

Please sign in using the chat box:

Enter the tribe or organization you are representing
and names of all people participating with you today

Information for Today's Call

Agenda

- ▶ Welcome & Introduction:
- ▶ Updates on Present Situation
- ▶ Census Update
 - ▶ Shana Radford
- ▶ Mini Training: Ensuring Immunization Coverage
 - ▶ Tom Weiser
- ▶ State Partner Updates
- ▶ Leg and Funding Update
 - ▶ Laura Platero and Sarah Sullivan
- ▶ NPAIHB Calls and Q&A

Guidelines

- ▶ Please place yourself on mute unless speaking
- ▶ Sign in, using chat box, with your tribe/organization and names of all participants
- ▶ Use the chat box for questions, for Q&A after updates and announcements

NPAIHB COVID-19 Weekly Data Update

36 Portland Area I/T/Us have reported to date

- ▶ 27 tribal clinics/health programs; 6 IHS service units; 3 urban clinics
- ▶ Reports cover 70% of 43 tribes

NPAIHB/IHS Portland Area Testing Data* as of May 16:

- ▶ Total Tested: 2,681
- ▶ Positive: 254**
- ▶ Negative: 2,318

*Data reported at ihs.gov/coronavirus include some results for tribal members not tested at I/T/U clinics

**NPAIHB can verify 242 positives as of 5/17

I/T/U PPE Status as of May 17

- ▶ Adequate (3+ months): 4
- ▶ Limited (1-3 months): 9
- ▶ Inadequate (<1 month): 2
- ▶ Critical (<1 week): 1

I/T/U Test Kit Status as of May 17

- ▶ Adequate (3+ months): 3
- ▶ Limited (1-3 months): 9
- ▶ Inadequate (<1 month): 3
- ▶ Critical (<1 week): 1
- ▶ No test kits available: 0



NPAIHB

Indian Leadership for Indian Health

COVID-19 Cases Reported by Tribes for Each State

- ▶ ID: 21 (no change since 5/11)
- ▶ OR: 31 (+1 since 5/11)
- ▶ WA: 190 (+31 since 5/11)

- ▶ These numbers include individuals not tested at an I/T/U facility but known to be positive for COVID-19



NPAIHB

Indian Leadership for Indian Health

AI/AN COVID-19 Deaths Reported to NPAIHB or Indian Health Service

- ▶ No additional deaths reported since 5/11
- ▶ To date, 7 deaths of AI/AN people in the Northwest have been reported to the NWTEC Surveillance system or Indian Health Service
 - ▶ 7 Washington Tribal Members
 - ▶ An early SNF death included an AI/AN individual from a member tribe, however it is not reported in our data
 - ▶ Total from surveillance and anecdotal data is 8 at this time



NPAIHB

Indian Leadership for Indian Health

NPAIHB COVID-19 Surveillance Survey

- ▶ Data collection for Portland Area:
 - ▶ Clinic staffing, staff exposure/illness
 - ▶ PPE and test kit status
 - ▶ Testing results & patient status
- ▶ ALL tribes and I/T/U clinics should report:
 - ▶ Daily reporting required for Abbott ID NOW analyzer sites
 - ▶ Other tribes: daily if possible, weekly at minimum

- ▶ Report Online:

<https://www.surveymonkey.com/r/NPAIHBCovid-19>

or email tphep@npaihb.org
for the fillable/printable report
form or for technical assistance



NPAIHB

Indian Leadership for Indian Health

Web Based Link for Assistance

- ▶ A link has been added to the COVID-19 page to directly request assistance with opening plan review, contact tracing assistance, and other needs.

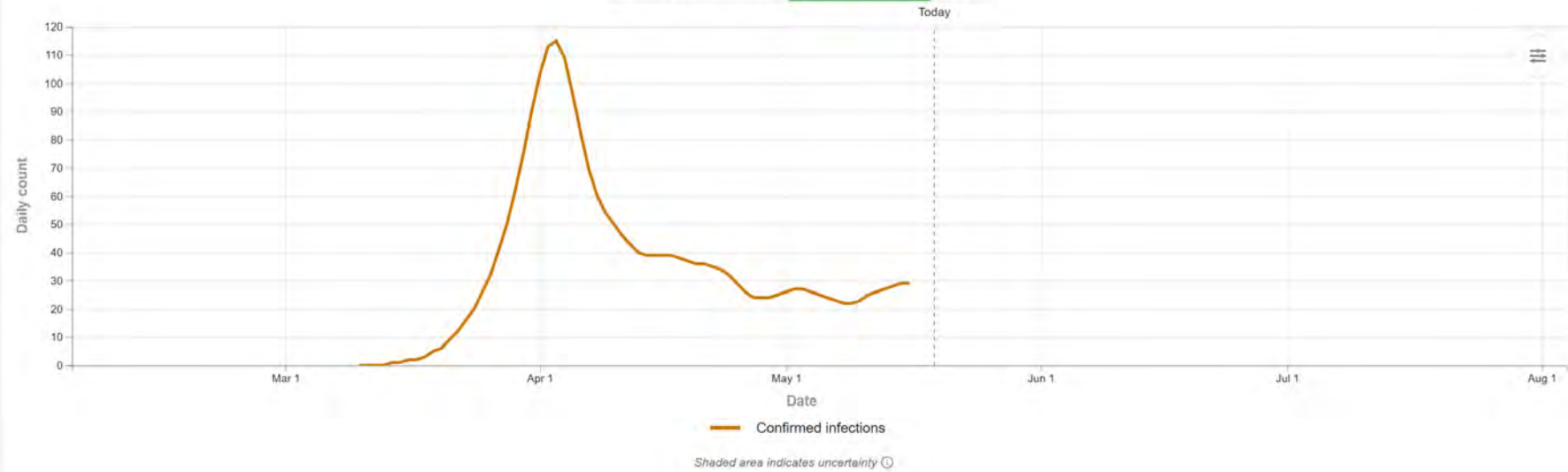
COVID-19 Update

Total Cases and Deaths: ID, OR, WA

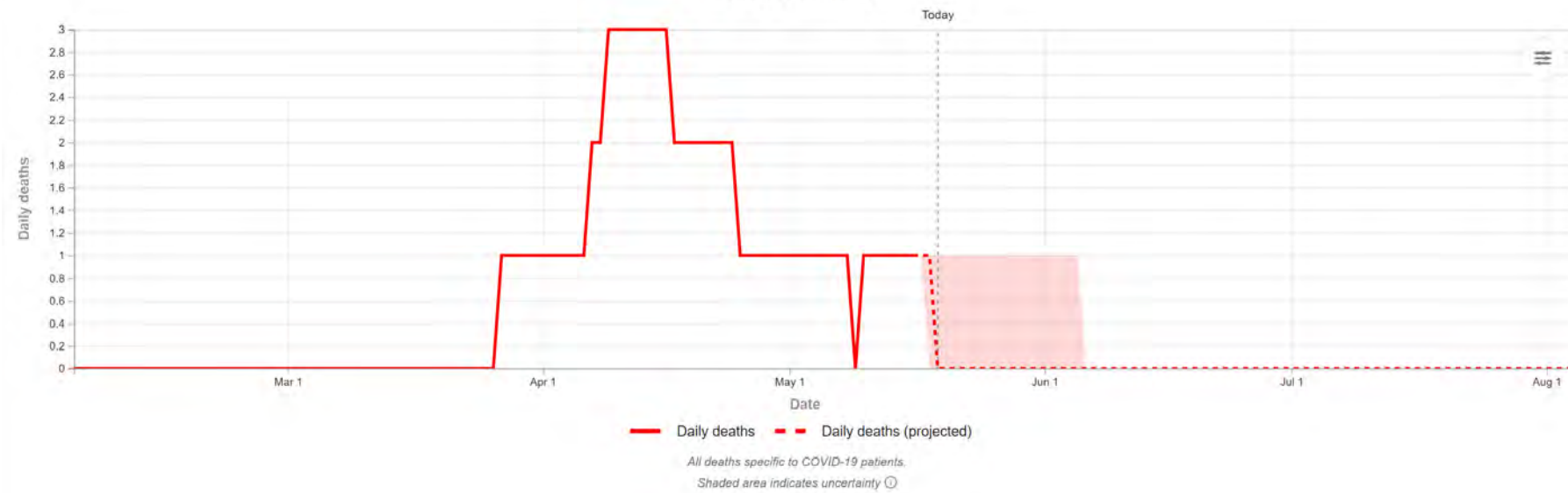
State	Cases	Deaths
ID	2455	74
OR	3687	138
WA	18611	1002

Daily infections and testing ⓘ

All Estimated infections Confirmed infections Tests

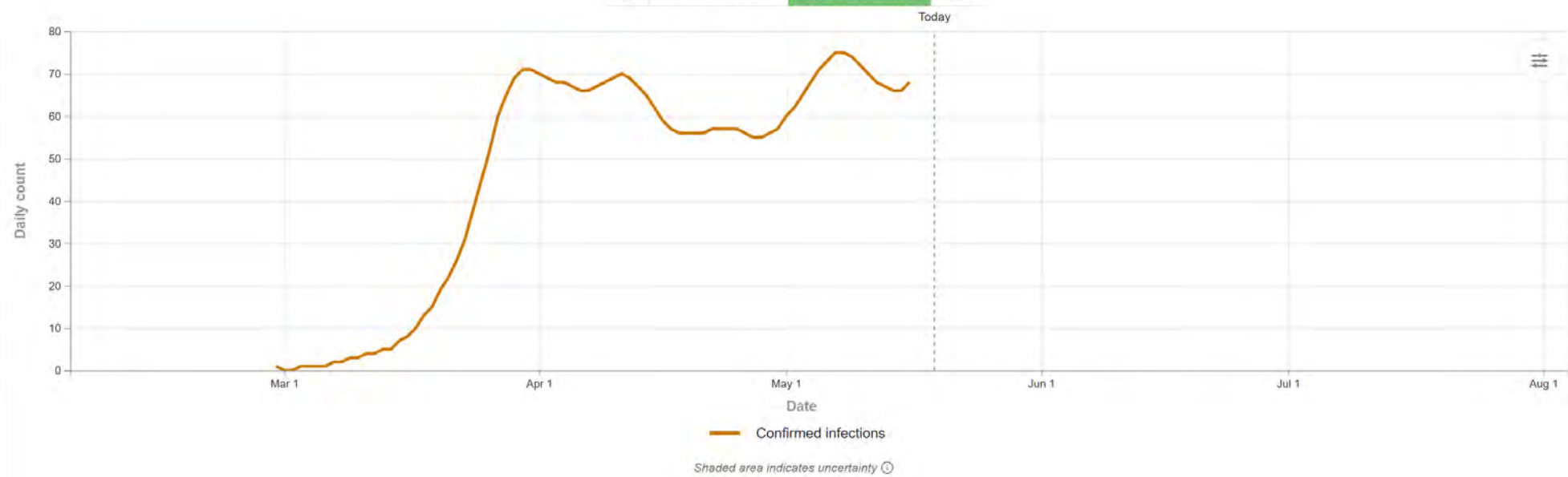


Daily deaths ⓘ

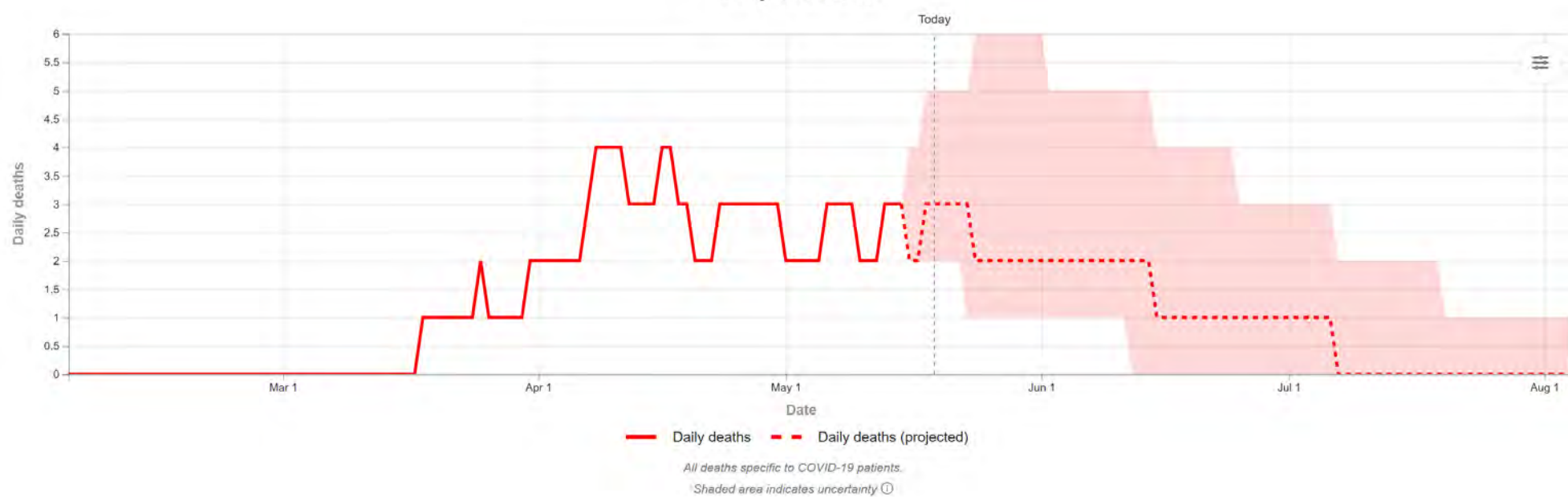


Daily infections and testing ⓘ

All Estimated infections Confirmed infections Tests

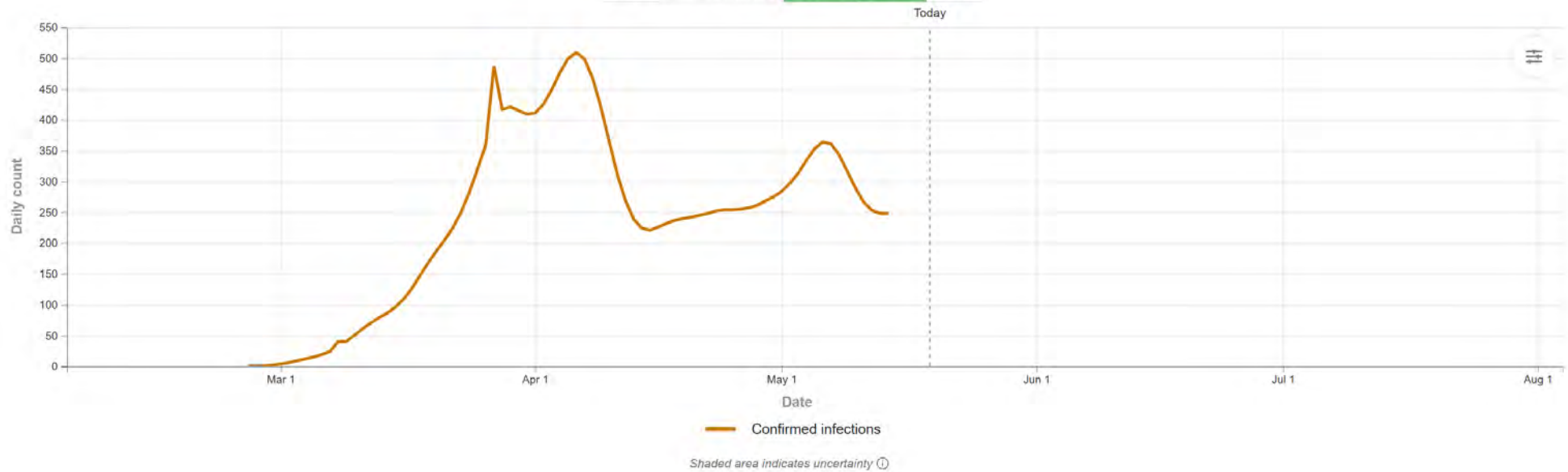


Daily deaths ⓘ

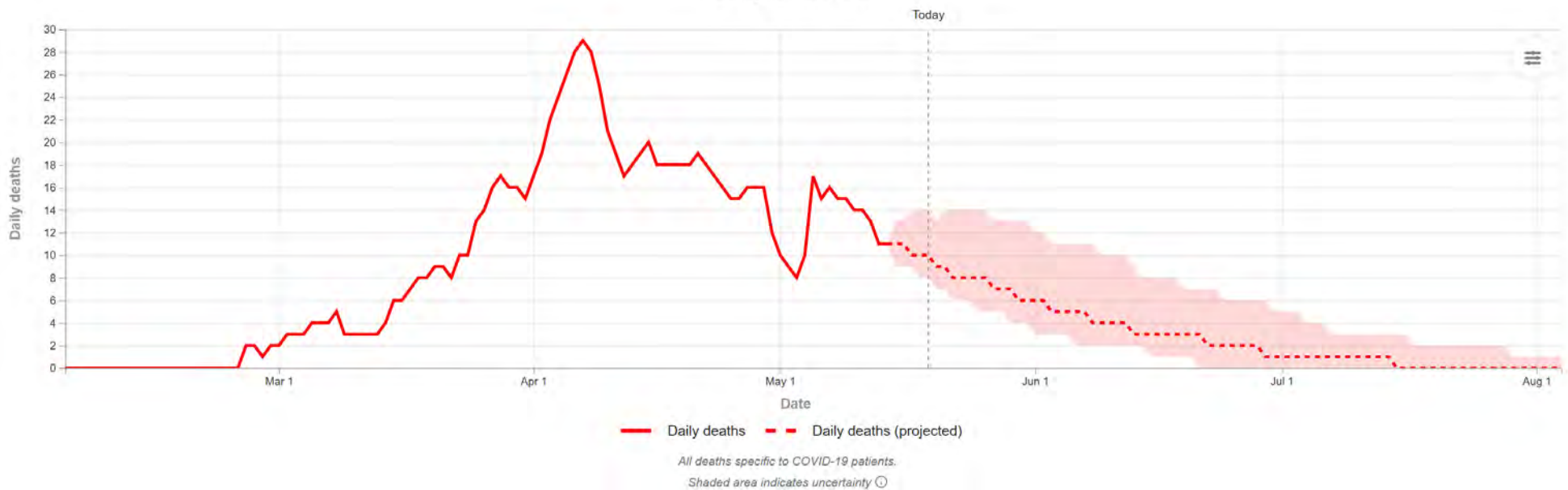


Daily infections and testing ⓘ

All Estimated infections Confirmed infections Tests



Daily deaths ⓘ



Partial Reopening Plans

WA

https://www.governor.wa.gov/sites/default/files/SafeStartWA_4May20.pdf

ID

https://rebound.idaho.gov/wp-content/uploads/2020/05/opening-up-guidelines_rev051420.pdf

OR

https://govsite-assets.s3.amazonaws.com/2pRIAJbhRBuSTm0lqy6p_Reopening-Oregon-Details-on-Restarting-Public-Life-and-Business.pdf

References

- <https://coronavirus.idaho.gov/>
- <https://govstatus.egov.com/OR-OHA-COVID-19>
- <https://www.doh.wa.gov/Emergencies/NovelCoronavirusOutbreak2020COVID19/DataDashboard>
- <https://covid19.healthdata.org/united-states-of-america/idaho>
- <https://covid19.healthdata.org/united-states-of-america/oregon>
- <https://covid19.healthdata.org/united-states-of-america/washington>

Census Update

United States
Census
2020



Response Rates for reservations as of 5/17/20

ALASKA - 40.3% (internet 35.8%)

WASHINGTON - 64.9% (internet 56.9%)

Chehalis- 34.9% Shoalwater Bay 51.2%

Colville – 18.1% Skokomish 42.6%

Hoh – 29.0% Spokane – 14.0%

Kalispel- 19.0% Squaxin Island – 45.3%

Lower Elwha – 48.2% Swinomish – 58.6%

Lummi – 50.2% Tulalip – 56.7%

Makah – 14.3% Upper Skagit – 26.3%

Muckleshoot – 54.0%

Nisqually – 52.7%

Nooksack – 45.5%

Port Gamble – 75.2%

Port Madison – 60.6%

Puyallup – 66.9%

Quileute – 39.0%

Quinault – 21.9%

Sauk-Suiattle – 43.5%

MONTANA - 50.7% (internet 40.2%)

Rocky Boy/Chippewa Cree - 10.4%

Flathead/Salish and Kootenai - 37.4%

OREGON - 62.4% (internet 52.3%)

Burns Paiute - 34.9%

Celilo - 55.0%

CTCLUSI - 57.5%

Coquille - 56.2%

Cow Creek - 28.9%

Grand Ronde - 45.0%

Klamath - 34.6%

Siletz - 43.5%

Umatilla - 49.8%

Warm Springs - 16.4%

IDAHO - 62.0% (internet 53.1%)

Coeur D' Alene - 36.8%

Duck Valley/Shoshone-Paiute - 8.6%

Fort Hall/Shoshone-Bannock - 19.7%

Kootenai - 60.6%

Nez Perce - 42.9%



Address
Verification

Household
Questions

People Questions

Final Questions

Please Log In

Use the materials we mailed to you or left at your door.
All the information that you provide will remain confidential.

[Where can I find my 12-digit Census ID?](#)

Please enter the 12-digit Census ID found in the materials we mailed to you or left at your door.

 - -

[If you do not have a Census ID, click here.](#)

ENGLISH

ESPAÑOL

हिन्दी

TIẾNG VIỆT

한국어

РУССКИЙ

العربية

TAGALOG

POLSKI

FRANÇAIS

KREYÒL AYISYEN

PORTUGUÊS

日本語

What you can do to help

- Volunteer to record a PSA for ATNI census project
- Work with your Census Liaison to host a cash card/prize drawing
- Write an article for your tribal newspaper
- Social media posts encouraging people to self-respond



Immunization Update

Thomas Weiser, MD

Medical Epidemiologist

Routine Childhood Immunizations

CAPT Thomas Weiser, MD, MPH

Medical Epidemiologist

Portland Area Indian Health Service

MMWR: Effects of the COVID-19 Pandemic on Routine Pediatric Vaccine Ordering and Administration — United States, 2020



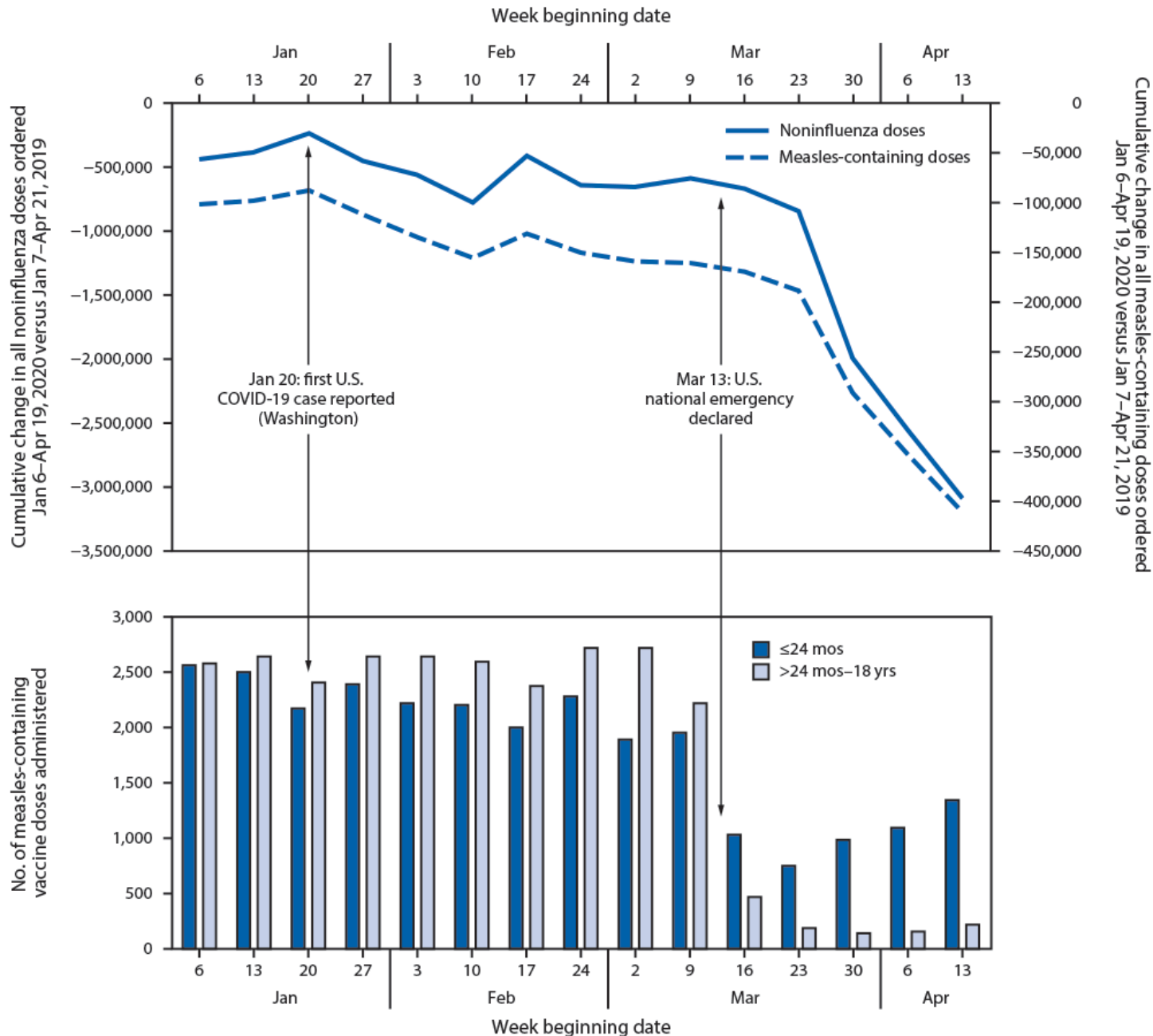
Fewer childhood vaccines have been given during the COVID-19 pandemic*

To avoid outbreaks of vaccine-preventable diseases and keep children protected, **vaccinations and well-child visits are essential**

*Compared with January-April, 2019

CDC.GOV bit.ly/MMWR5820 MMWR

- Examined 2 data sources:
 - Vaccines for Children (VFC) all vaccines and measles-containing vaccine ordering
 - Vaccine Safety Datalink (VSD) total number of vaccines and number of measles-containing vaccines given in 8 participating sites



Top Part: VFC ordering data

- Calculate the cumulative weekly difference in vaccine doses ordered between January–April 2019 and January–April 2020
- A marked decline in vaccine doses is noted 2 weeks after National Emergency declared

Bottom Part: VSD measles-containing vaccine doses administered

- The decrease in doses administered declined sharply in the week following the declared National Emergency
- Gradual weekly increases seen from March 23 to April 13 for those ≤ 24 months may reflect successful outreach and messaging by medical societies (AAP, AAFP) and CDC

IHS

- Decrease in 2 year-old completion rate Nationally between 1st and 2nd quarter (4 percentage points), but reporting for second quarter may not be as complete
- Measles coverage did not change significantly between 1st and 2nd quarter
- Some messaging has gone out through various channels to encourage clinics to maintain capacity and outreach to families for routine childhood immunizations
- It is imperative that we provide these immunizations to prevent outbreaks of other diseases for which we have safe and effective vaccines

State Partner Update



NPAIHB

Indian Leadership for Indian Health



**STAY HOME
STAY SAFE
SAVE LIVES**

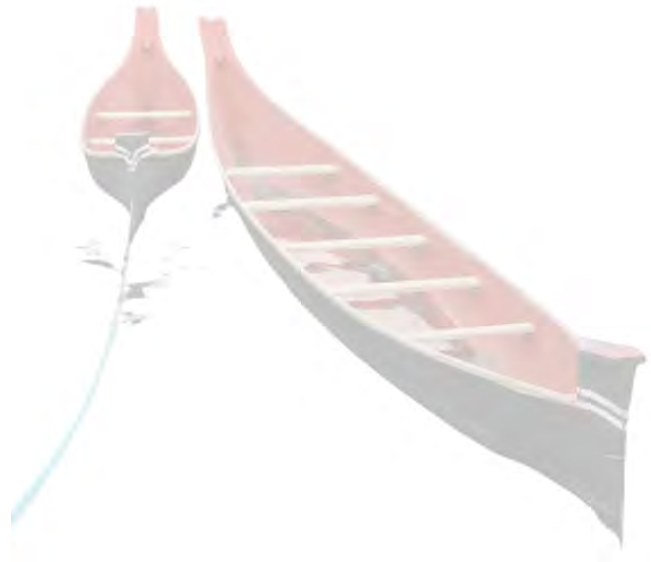


Legislative and Funding Update



NPAIHB

Indian Leadership for Indian Health



**STAY HOME
STAY SAFE
SAVE LIVES**

Ongoing NPAIHB COVID-19 Calls

- ▶ NPAIHB Tribal COVID-19 Call - Tuesdays at 10am
- ▶ NPAIHB COVID-19 ECHO Calls - Monday and Wednesdays at 12pm

Log in information available at: www.npaihb.org/COVID-19

To Reach Us for Questions

Primary Contact:

- ▶ Contact: Victoria Warren-Mears
- ▶ Cell Phone (call or text): 503-998-6063
- ▶ E-mail: vwarrenmears@npaihb.org