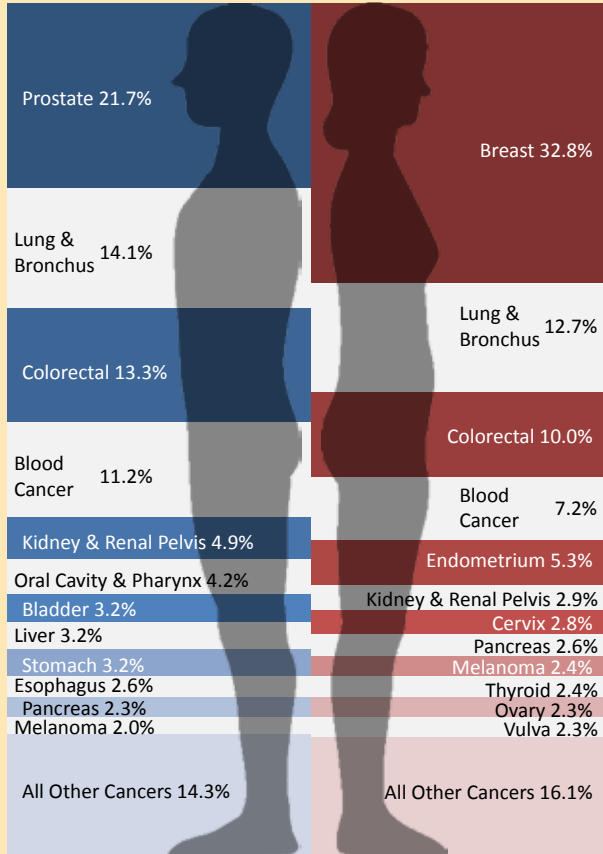




## American Indian and Alaska Native Cancer Incidence and Screening Washington, 2001-2005

### Leading cancer sites by sex, 2001-2005



### Selected cancer sites, Washington AI/AN, 2001-2005

Cancer	n (all cases)	n (invasive only)	Rate* (95% CI)
All Sites	1643	1446	412.1 (388.8, 436.6)
Breast (female)	295	246	118.3 (102.9, 136.0)
Prostate (male)	161	193	102.7 (85.5, 123.7)
Lung & Bronchus	219	175	63.1 (53.8, 73.8)
Colorectal	189	153	54.8 (46.1, 64.8)
Blood Cancers	148	142	38.8 (31.9, 47.0)

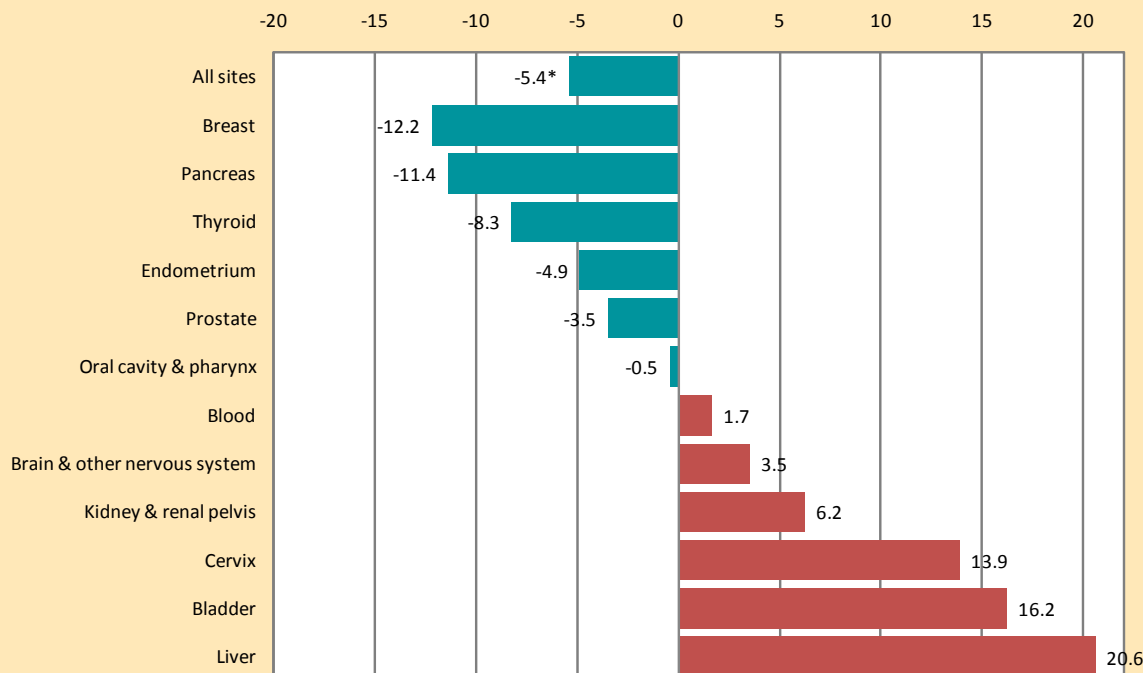
\*per 100,000 population

### Data Notes


- All cancer data are for American Indian or Alaska Native (AI/AN alone or in combination with another race) residents of Washington, diagnosed from 2001-2005
- Counts (n) and proportions (%) include all reportable cancer sites and stages
- Incidence rates are reported as number of cases per 100,000 population per year, with 95% confidence intervals (CI). In general, if 95% CIs for two rates do not overlap, they are said to be significantly different. All rates are age-adjusted to the 2000 U.S. standard population (19 age groups), and include invasive cases plus in situ urinary bladder.
- Blood cancers include leukemia, Hodgkin lymphoma, non-Hodgkin lymphoma, and multiple myeloma
- Data are from Washington State Cancer Registry; compiled by Northwest Tribal Registry Project and Northwest Tribal Cancer Control Project, NPAIHB

### 5-Year Rate Change, 2001-2005

Annual percent change (%)



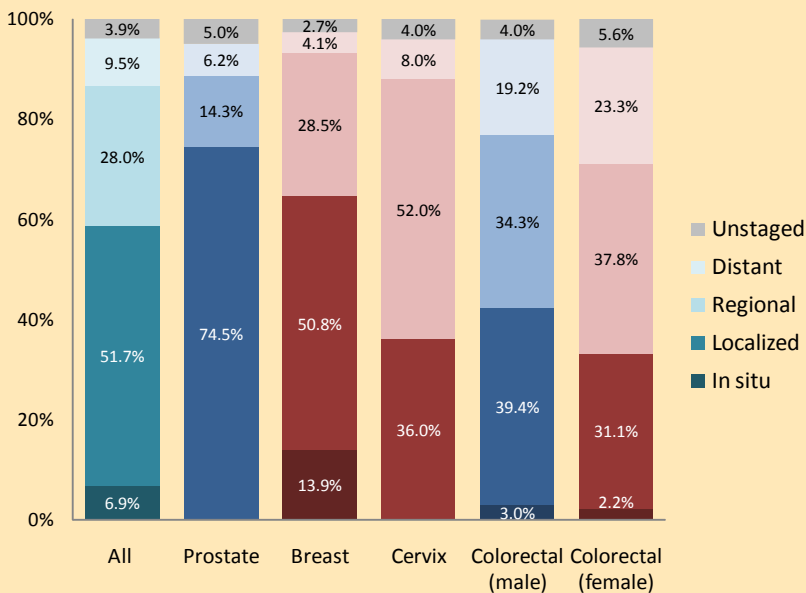
\*Rate change is significantly different from zero



Leading cancer sites by age group and sex, 2001-2005								
Rank	0-19		20-39		40-64		65+	
	Male	Female	Male	Female	Male	Female	Male	Female
1	Blood Cancers (46.7%)	Brain (17.4.1%)	Blood Cancers (21.7%)	Breast (20.3%)	Prostate (18.3%)	Breast (46.0%)	Prostate (29.8%)	Breast (21.6%)
2	Brain (13.3%)	Blood Cancers (13.0%)	Testis (13.0%)	Cervix (13.9%)	Colorectal (14.4%)	Lung & Bronchus (9.2%)	Lung & Bronchus (19.1%)	Lung & Bronchus (19.9%)
3	-	Kidney & Renal Pelvis (13.0%)	Melanoma, Kaposi Sarcoma (8.7% each)	Blood, Thyroid, Vulva, (8.9% each)	Lung & Bronchus (12.8%)	Colorectal (8.9%)	Colorectal (14.2%)	Colorectal (12.5%)
Age-specific Rate* (95% CI)	13.4 (6.4, 20.4)	19.9 (11.2, 28.6)	44.9 (31.0, 58.9)	79.2 (60.5, 97.8)	441.2 (394.5, 487.8)	451.4 (405.6, 497.3)	2037.4 (1797.9, 2276.9)	1826.4 (1622.7, 2030.0)

\*per 100,000 population

### Stage at diagnosis, screenable cancers, 2001-2005



Note: In situ and localized may be referred to as 'early stage'; regional and distant are often considered 'late stage'

### Racial Misclassification

Cancer estimates for AI/AN may be obscured when AI/AN are incorrectly classified as another race (usually White) in public data sources. Each year the NW Tribal Registry partners with the three northwest state cancer registries to correct AI/AN racial misclassification and improve cancer estimates for Northwest AI/AN. Please contact us if you are interested in additional cancer data for your community.

### Cancer screening measures: Portland Area IHS (Idaho, Oregon, & Washington, 2008 reporting year)

<b>56%</b> of women ages 21-64 had a <b>pap smear</b> in the past 3 years	All IHS: <b>59%</b> 2010 Goal: <b>90%</b>
<b>40%</b> of women ages 52-64 had a <b>mammogram</b> in the past 2 years	All IHS: <b>45%</b> 2010 Goal: <b>70%</b>
<b>35%</b> of patients ages 51-80 had <b>colorectal cancer screening</b> in the past year	All IHS: <b>29%</b> 2010 Goal: <b>50%</b>
<b>31%</b> of tobacco users received <b>tobacco cessation</b> counseling in the past year	All IHS: <b>21%</b> 2010 Goal: <b>not determined</b>

### Resources

For more information about statistical terms and interpretation, see [www.cancer.gov/statistics/glossary](http://www.cancer.gov/statistics/glossary)  
 For more information on stage at diagnosis definitions, see [www.cancer.gov/cancertopics/factsheet/detection/staging](http://www.cancer.gov/cancertopics/factsheet/detection/staging)  
 Washington State Cancer Registry:  
<https://fortress.wa.gov/doh/wscr/>  
 Screening information from Indian Health Service

### For more information

Northwest Portland Area Indian Health Board  
 Northwest Tribal Comprehensive Cancer Program  
 Northwest Tribal Epidemiology Center  
 Megan Hoopes, MPH  
 Northwest Tribal Registry Project Director  
 503-416-3261 or [mhoopes@npaihb.org](mailto:mhoopes@npaihb.org)