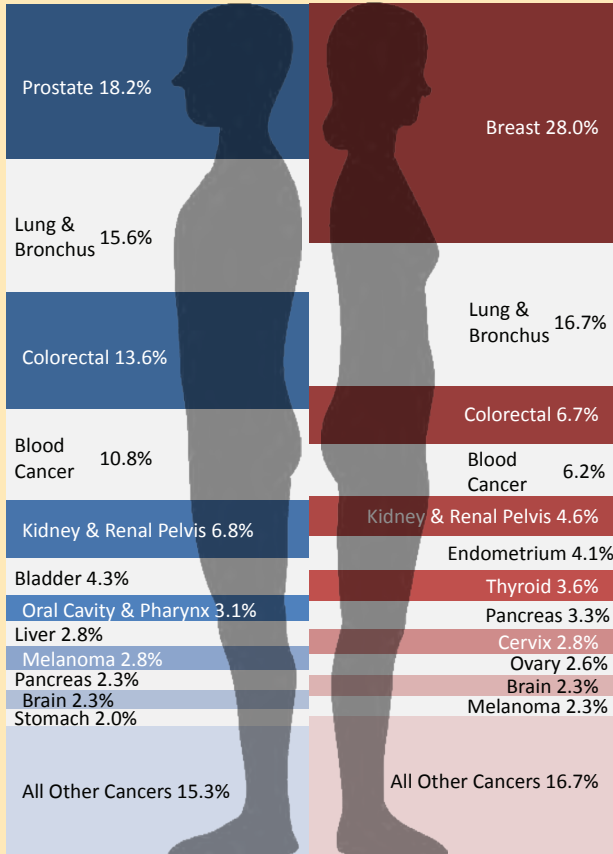




## American Indian and Alaska Native Cancer Incidence and Screening Oregon, 2002-2006

### Leading cancer sites by sex, 2002-2006



### Selected cancer sites, Oregon AI/AN, 2002-2006

Cancer	n (all cases)	n (invasive only)	Rate* (95% CI)
All Sites	742	649	343.6 (315.5, 374.1)
Breast (female)	109	90	81.2 (64.4, 101.9)
Prostate (male)	64	58	74.4 (54.6, 101.3)
Lung & Bronchus	121	106	66.5 (53.7, 81.9)
Colorectal	74	67	38.7 (29.3, 50.5)
Blood Cancers	62	59	29.0 (21.6, 38.8)

\*per 100,000 population; calculated using invasive cases only

### Data Notes

- All cancer data are for American Indian or Alaska Native (AI/AN alone or in combination with another race) residents of Oregon, diagnosed from 2002-2006
- Counts (n) and proportions (%) include all reportable cancer sites and stages
- Incidence rates are reported as number of cases per 100,000 population per year, with 95% confidence intervals (CI). In general, if 95% CIs for two rates do not overlap, they are said to be significantly different. All rates are age-adjusted to the 2000 U.S. standard population (19 age groups), and include invasive cases plus in situ urinary bladder.
- Blood cancers include leukemia, Hodgkin lymphoma, non-Hodgkin lymphoma, and multiple myeloma
- Data are from Oregon State Cancer Registry compiled by Northwest Tribal Registry Project and Northwest Tribal Cancer Control Project, NPAIHB

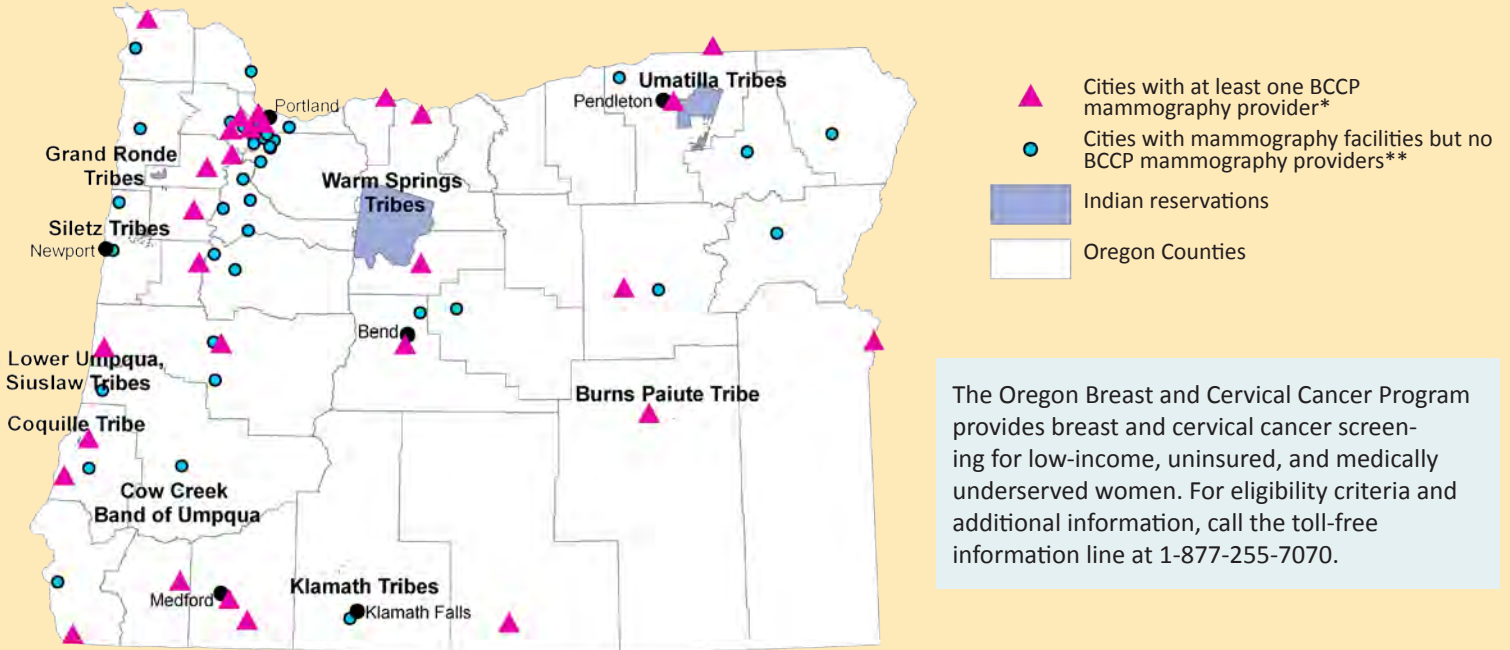
### Leading cancer sites by age group and sex, 2002-2006

Rank	0-19		20-39		40-64		65+	
	Male	Female	Male	Female	Male	Female	Male	Female
1	Brain (33.3%)	Brain (50.0%)	Blood Cancers (25.0%)	Thyroid (19.4%)	Prostate (14.2%)	Breast (35.0%)	Prostate (23.3%)	Lung & Bronchus (25.8%)
2	**	**	Testis, Brain (18.8% each)	Cervix (16.1%)	Lung & Bronchus (13.5%)	Lung & Bronchus (12.7%)	Lung & Bronchus (19.1%)	Breast (23.2%)
3	**	**	**	Breast (12.9%)	Blood Cancers (12.0%)	Colorectal (8.1%)	Colorectal (18.5%)	Colorectal (6.5%)
Age-specific Rate* (95% CI)	9.9 (1.2, 18.6)	12.4 (2.5, 22.3)	31.8 (15.7, 47.9)	70.6 (45.8, 95.5)	300.2 (247.4, 353.1)	386.3 (328.9, 443.7)	2121.2 (1799.5, 2442.9)	1336.3 (1103.9, 1568.7)

\*per 100,000 population

\*\* too few cases to report

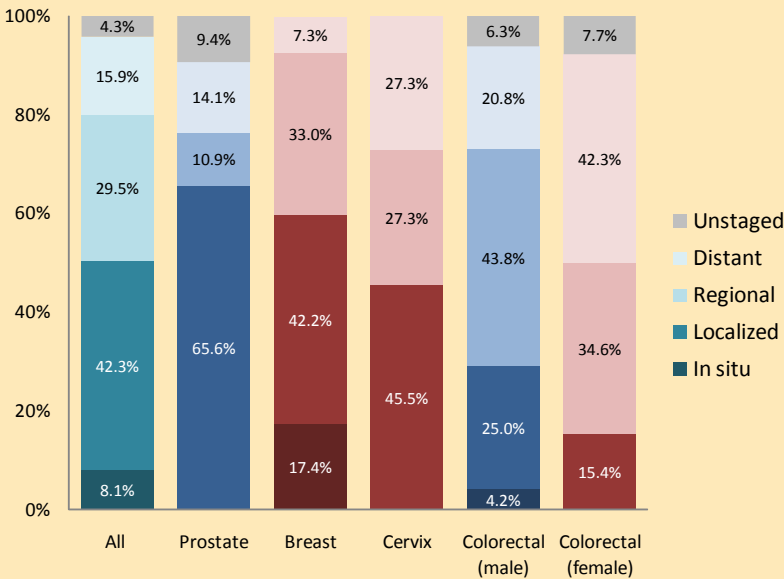
## Oregon Tribes and Breast Cancer Screening Locations



\*Oregon Breast and Cervical Cancer Program mammography providers as of 11/6/2009  
 \*\*Mammography Facility Database, U.S. Food and Drug Administration, accessed 11/5/2009

The Oregon Breast and Cervical Cancer Program provides breast and cervical cancer screening for low-income, uninsured, and medically underserved women. For eligibility criteria and additional information, call the toll-free information line at 1-877-255-7070.

## Stage at diagnosis, screenable cancers, 2002-2006



Note: In situ and localized may be referred to as 'early stage'; regional and distant are often considered 'late stage'

## Racial Misclassification


Cancer estimates for AI/AN may be obscured when AI/AN are incorrectly classified as another race (usually White) in public data sources. Each year the NW Tribal Registry partners with the three northwest state cancer registries to correct AI/AN racial misclassification and improve cancer estimates for Northwest AI/AN. Please contact us if you are interested in additional cancer data for your community.

## Cancer screening measures: Portland Area IHS (Idaho, Oregon, & Washington, 2008 reporting year)

<b>56%</b> of women ages 21-64 had a <b>pap smear</b> in the past 3 years	National IHS: <b>59%</b> 2010 Goal: <b>90%</b>
<b>40%</b> of women ages 52-64 had a <b>mammogram</b> in the past 2 years	National IHS: <b>45%</b> 2010 Goal: <b>70%</b>
<b>35%</b> of patients ages 51-80 had <b>colorectal cancer screening</b> in the past year	National IHS: <b>29%</b> 2010 Goal: <b>50%</b>
<b>31%</b> of tobacco users received <b>tobacco cessation</b> counseling in the past year	National IHS: <b>21%</b> 2010 Goal: <b>not determined</b>

## Resources

For more information about statistical terms and interpretation, see [www.cancer.gov/statistics/glossary](http://www.cancer.gov/statistics/glossary)  
 For more information on stage at diagnosis definitions, see [www.cancer.gov/cancertopics/factsheet/detection/staging](http://www.cancer.gov/cancertopics/factsheet/detection/staging)  
 Oregon State Cancer Registry: [www.oregon.gov/DHS/ph/oscar](http://www.oregon.gov/DHS/ph/oscar)  
 Oregon Breast and Cervical Cancer Program: [www.oregon.gov/DHS/ph/bcc/index.shtml](http://www.oregon.gov/DHS/ph/bcc/index.shtml)  
 FDA Mammography Facility Database: [www.accessdata.fda.gov/scripts/cdrh/cfdocs/cfMQSA/mqsa.cfm](http://www.accessdata.fda.gov/scripts/cdrh/cfdocs/cfMQSA/mqsa.cfm)  
 Screening information from Indian Health Service



## For more information

Northwest Portland Area Indian Health Board  
 Northwest Tribal Comprehensive Cancer Program  
 Northwest Tribal Epidemiology Center  
 Megan Hoopes, MPH  
 Northwest Tribal Registry Project Director  
 503-416-3261 or [mhoopes@npaihb.org](mailto:mhoopes@npaihb.org)